



# WASFA

## Applying to Awarding





# Washington Application for Student Financial Aid (WASFA)

- General Overview
- Completing the WASFA – Student/Parent
- Portal
  - Accessing applications



# IMPORTANT WASFA Guidance

- WASFA runs parallel to the FAFSA.
- To ensure “Equitable Opportunity,” WASFA applicants must be given the same consideration as FAFSA applicants and awarded utilizing the same process.
- WASFA filers are not required to file tax returns.
  - Evaluate the same as you would non-tax filers.
- WASFA applicants to be verified in a similar manner to FAFSA.



# IMPORTANT WASFA Guidance, continued

- WASFA students are eligible for CBS.
  - CBS eligible students must receive their full WCG (SNG) – regardless of institutional awarding deadlines.
- Colleges are responsible for determining residency status.
  - At public institutions, the **residency officer** is responsible for determining residency at time of admissions.
    - Only need to review if conflicting information is received.
  - Affidavit is part of the WASFA and campus coordination is necessary.



# Residency Standards: In-State Tuition and State Aid

## Student Group #2

- Undocumented students that never had DACA status
- Students with status listed in Student Group #1

HB 1079

Reside in WA for 36 continuous months right before earning WA H.S. diploma or equivalent.

High school graduates must complete full senior year at WA H.S.

Continuously live in WA after receiving diploma or equivalent until admitted to college.

Sign affidavit saying they will file permanent resident app when eligible.



# Residency Standards: In-State Tuition and State Aid

## Student Group #1

(Includes DACA – expired or unexpired)

Same process as  
U.S. citizens in WA

<https://readysetgrad.wa.gov/residency-citizenship>

- US Citizens
- Permanent residents, U.S. nationals
- Citizens of the Federated States of Micronesia, Marshall Islands, and Palau
- Students with current or expired Deferred Action for Childhood Arrivals (DACA) status
- Students with one of the following immigration statuses:
  - Refugee
  - Asylee
  - Temporary Protected Status
  - Withholding of Removal
  - Conditional permanent resident
  - E3, H-1B, H4, L1, L2, T, or U visa
  - Students with a current Employment Authorization Document (EAD).
- Other non-citizens may be in this group. Contact the residency officer at your college for more information.



# WASFA Application Statistics

- Applications are up from 2016-17.
- Number of WASFA students served in WCG (SNG) and CBS increasing each year.

Year	App Count 6 months	App Count Full Cycle	SNG Awards	CBS Awards
2019-20	3,287	n/a	n/a	n/a
2018-19	3,120	4,946	2,194	919
2017-18	2,948	4,614	1,972	694
2016-17	2,832	4,708	1,832	531
2015-16	2,418	3,686	1,516	355

Data run date: April 30

Awards based on Final Interim Reports

# WASFA Enhancements

- **NEW and available NOW!**
  - Student WASFA account is **green**
  - Parent WASFA account color to **red**
    - Will be able to quickly identify if a student is in the wrong account.

## Washington Application for State Financial Aid (WASFA)

### STEP 1: Start WASFA

Start the WASFA application process.






### STEP 2: Select Schools



Select the schools that you want to receive a copy of your WASFA.

### STEP 3: Sign WASFA

Sign your WASFA.

Select the action to the right of the WASFA application, in the table below, to process your WASFA for each available academic year. You will be provided a list of schools that will receive your WASFA and must electronically sign the document to complete the process. Dependent students will be instructed to invite a parent to sign their WASFA before the application will be submitted. You may make changes at any time by selecting the action for starting and completing an application.

-  Start, edit or complete an application.
-  Invite a parent to sign an application.
-  Sign an application.
-  View an application.
-  Download an application.

Document Name	Status	Actions
2018-2019 WA Application for State Financial Aid (WASFA)	Started	
2019-2020 WA Application for State Financial Aid (WASFA)	Not Started	

## Washington Application for State Financial Aid (WASFA)




Sign an application.



View an application.



Download an application.

Document Name	Student Name	Status	Actions
2019-2020 WA Application for State Financial Aid (WASFA)	V F	Incomplete – Parent Signature Pending	 <div>You can sign the document by clicking "Sign My Document" icon above.</div>





# WASFA Enhancements

- **NEW and available NOW!**
  - WSAC now has the ability to provide students and their parents with their Security Answers.
    - Student or parent will need to verify their account information with WSAC staff.
    - WSAC will email the Security Answer to the email address used to create the WASFA account.
- **Special Circumstance Question**
  - Mirror's FAFSA for applicants wanting to file without parent information.
  - Students will not need to get parent signature on WASFA.
    - Currently, FAAs will need to work with student on approving.



# WASFA Enhancements

- **Coming Soon! WSAC is in the process (late testing phase) of updating the Portal to accommodate new enhancements:**
  - FAAs will be able to submit corrections (through WSAC Portal).
  - Special Circumstance Approvals.
    - Will mirror FAFSA for applicants wanting to file without parent information.
    - Students will not need to get parent signature on WASFA.

# WASFA Application Guide

WSAC has added a step-by-step user guide to the WASFA page on [readysetgrad.org](https://www.readysetgrad.org) as a resource to students, families, and those who assist them in completing the WASFA.

The user guide focuses on the following areas:

- ☐ How to access the application
- ☐ New and returning users
- ☐ Creating an account
- ☐ Completing demographic and income information
- ☐ Obtaining parent signature
- ☐ Making changes to a WASFA
- ☐ Next steps after filing a WASFA

Access the user guide at [www.readysetgrad.org/WASFA](https://www.readysetgrad.org/WASFA) and click on WASFA Application Guide.



# Washington Application for State Financial Aid (WASFA)

<http://readysetgrad.org/wasfa>

- Washington colleges use for state and institutional need-based aid awarding.
- Students complete each year.
- Available beginning October 1 of each year.





# WASFA Data and Privacy

- Data collected on the WASFA can only be used for the sole purpose of determining eligibility for state financial aid programs.
- The privacy statement for applicants can be found at [www.readysetgrad.org/wasfa](http://www.readysetgrad.org/wasfa) and on the WASFA registration page.

## WASFA Privacy Statement

*The Washington Student Achievement Council (WSAC) administers state financial aid including the Washington College Grant (formerly known as the State Need Grant), the College Bound Scholarship, and the Washington Application for State Financial Aid, or WASFA, for undocumented individuals. The Council is committed to providing opportunities and support to ensure every Washington student is able to pursue education beyond high school.*

*Regarding concerns that students, parents, and other partners may have about the confidentiality of information submitted on the WASFA, the purpose of the application is to provide eligibility information to colleges and universities in Washington that offer the Washington College Grant (formerly known as the State Need Grant) and the College Bound Scholarship. WSAC shares application information with campuses listed by the student so those schools may determine eligibility for resident tuition and financial aid. Campuses are not permitted to use the information for other purposes or share the data with other parties.*

*WSAC is committed to protecting the confidentiality of the information and privacy of students and families. Washington is a state committed to providing opportunities to students and protecting the rights of families.*

# Accessing WASFA Applicants

- FAAs can access applicants via the WSAC Portal
  - You must have WASFA permissions in the Portal to access applicant information.
  - New permissions group specifically for WASFA.
  - Contact your institutional administrator if you need WASFA permissions.
  - Applicant information is available in the WSAC interface the day after student submits WASFA.



# WASFA Interface

- Use the WASFA interface in the WSAC Portal to access your institution's WASFA applicants.
  - Access the WASFA interface under Programs > WASFA.
  - View results onscreen or download results in .csv or ISIR format.
  - Option to select all applicants for a particular year and/or only new transactions.
    - Transactions are considered new until downloaded in ISIR format.
  - Many ways to search for individual students:
    - SSN/DACA/ITIN, WASFA ID, Name, DOB, etc.

# WASFA Interface Search Options



Home ▾ | Programs ▾ | WASFA

## Search WASFA Applications

Academic Year

2020-2021 ▾

School

Last Name

First Name

Email

SSN/DACA ⓘ

Applicant ID ⓘ

Date Of Birth

MM/dd/yyyy

☐ Only show new transactions\*

\*Transactions are considered **NEW** until downloaded in ISIR format

Transaction Date - from

MM/dd/yyyy

to

MM/dd/yyyy

Q search

CSV 📄

ISIR 📄

page size: ▾

☒ All Data

☐ Residency Data Only

ISIR or CSV  
download option

### Search Tips:


- Leave fields blank to search for all applicants
- When searching, ensure you have correct Academic Year selected





# WASFA Residency Report

On the WASFA Interface, select the Residency Data Only radio button, click search:



WASHINGTON STUDENT  
ACHIEVEMENT COUNCIL  
EDUCATION · OPPORTUNITY · RESULTS

Home ▾ | Programs ▾ | WASFA

### Search WASFA Applications

Academic Year  
2020-2021 ▾

School  
[REDACTED] ▾

Last Name  
[REDACTED]

First Name  
[REDACTED]

Email  
[REDACTED]

SSN/DACA ⓘ  
[REDACTED]

Applicant ID ⓘ  
[REDACTED]

Date Of Birth  
MM/dd/yyyy

☐ Only show new transactions\*  
\*Transactions are considered **new** until downloaded in ISIR format

Q search

CSV

page size: ▾

☐ All Data

☒ Residency Data Only

The data in this report reflects student application responses. All residency determinations should be completed, and verified if necessary, at the institution.

Showing 1-3 of 3 results

FirstPrevious1NextLast

Name last ▴ first ▴ email ▴	SSN/App ID ▴	DOB ▴	Year ▴	HS Diploma ▴	Will Apply US Residency ▴	Residency Responses Certified ▴	House Bill 1079 ▴	WA Residency/Daca Status ▴
[REDACTED]	[REDACTED]	[REDACTED]	2020-2021	High School Diploma	yes	yes	yes	N/A
[REDACTED]	[REDACTED]	[REDACTED]	2020-2021	High School Diploma	yes	yes	yes	N/A
[REDACTED]	[REDACTED]	[REDACTED]	2020-2021	High School Diploma	yes	yes	no	yes

Results display on screen, or can be downloaded into .csv file. <http://portaldev1/>

# Questions?

[WCG@wsac.wa.gov](mailto:WCG@wsac.wa.gov)

1-888-535-0747 Opt 3

## Thank you for joining us!