



2025 Transfer Webinar

July 29, 2025





Today's Roadmap

- Research findings from the 2025 Transfer Efficiency Report + brief Q&A
- Where do we go from here? What assets and opportunities exist?
- Panel: Transfer perspectives



Engagement Guidelines

Use the Q&A function to pose questions, *not the chat!*

- **Do:** use the chat to introduce yourself and connect with others
- **Don't:** use the chat to pose questions for our presenters



2025 Transfer Efficiency Update

Arya Kukreja and Rebecca Byrne

Washington Transfer Webinar – July 29, 2025

Scan to see the report:





Key Findings

Four-Year Institutions

- Most transfer students that earned a bachelor's degree had transfer degrees.
- Among students that transferred, those with transfer degrees had a higher bachelor's degree graduation rate across most race/ethnicity groups.

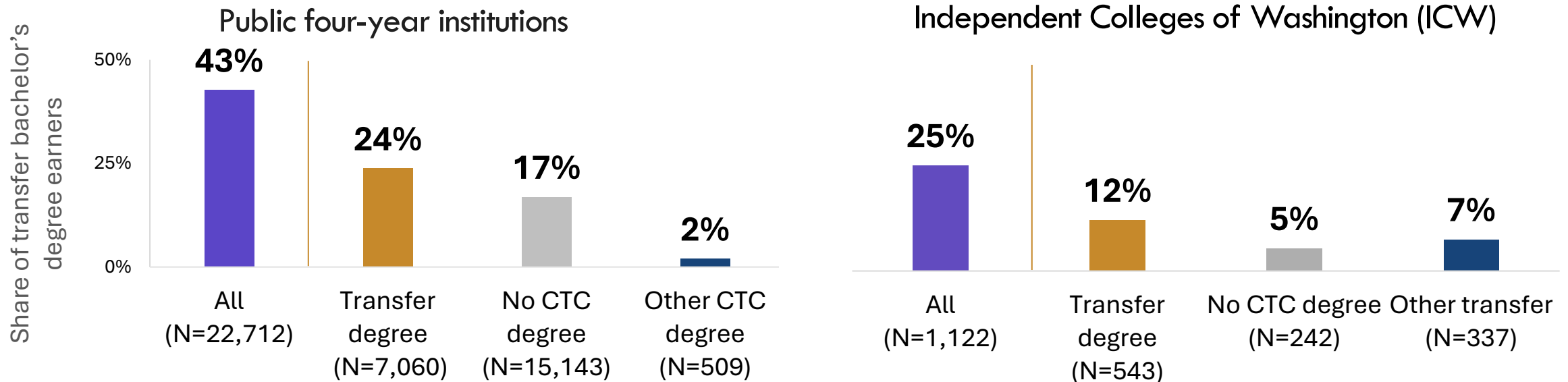
Community and Technical Colleges (CTC)

- The share of associate degree seeking students enrolled in transfer degrees has increased since Fall 2019.
- The retention rate of transfer degree seeking students has increased by 6 percentage points since Fall 2019.
- Most of the associate degrees awarded were transfer degrees.



Transfer bachelor's degree earners at four-year institutions

Most transfer students that earned a bachelor's degree at four-year institutions had transfer degrees in the 2021-2022 academic year.



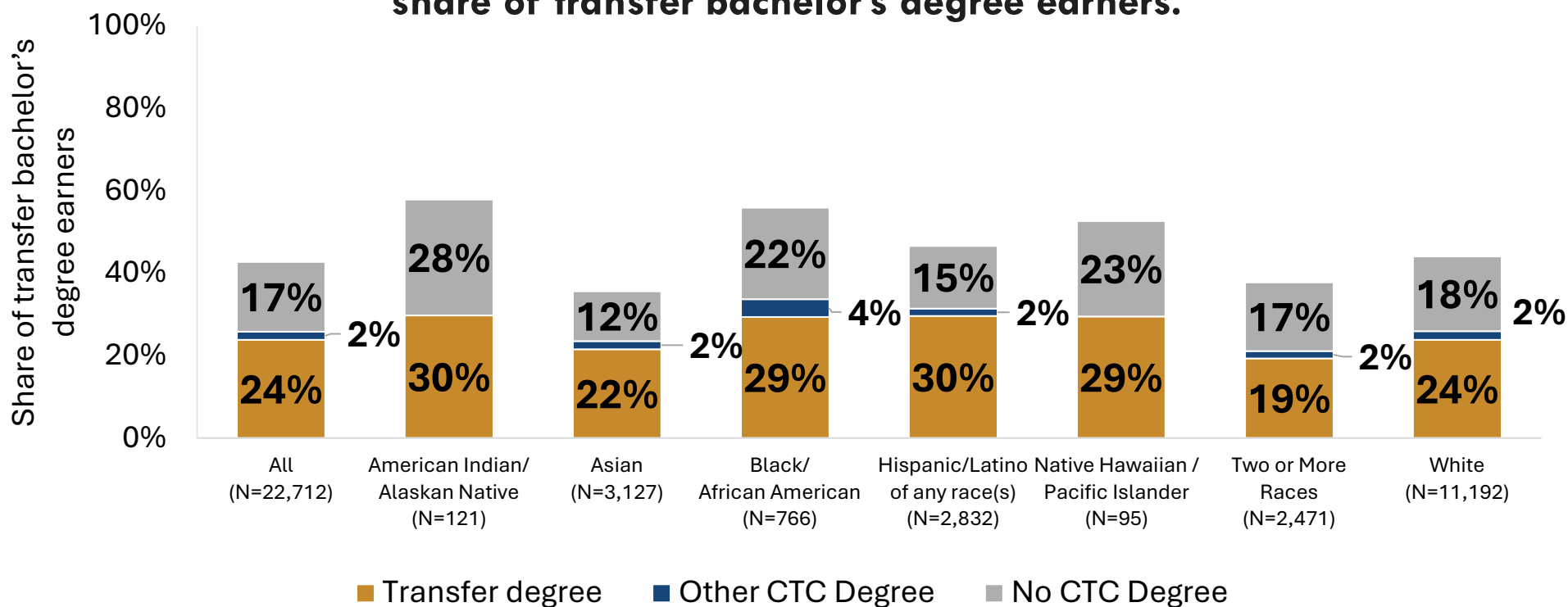
Source: WSAC staff analysis of PCHEES bachelor's degree completions for academic year 2021-2022 for students who ever transferred.

Source: WSAC staff analysis of ICW bachelor's degree completions for 2021-22 from data received from seven of the eight ICW institutions that are DTA signatories.



Transfer bachelor's degree earners at public four-year institutions

Across all race/ethnicity groups, students with transfer degrees were the largest share of transfer bachelor's degree earners.

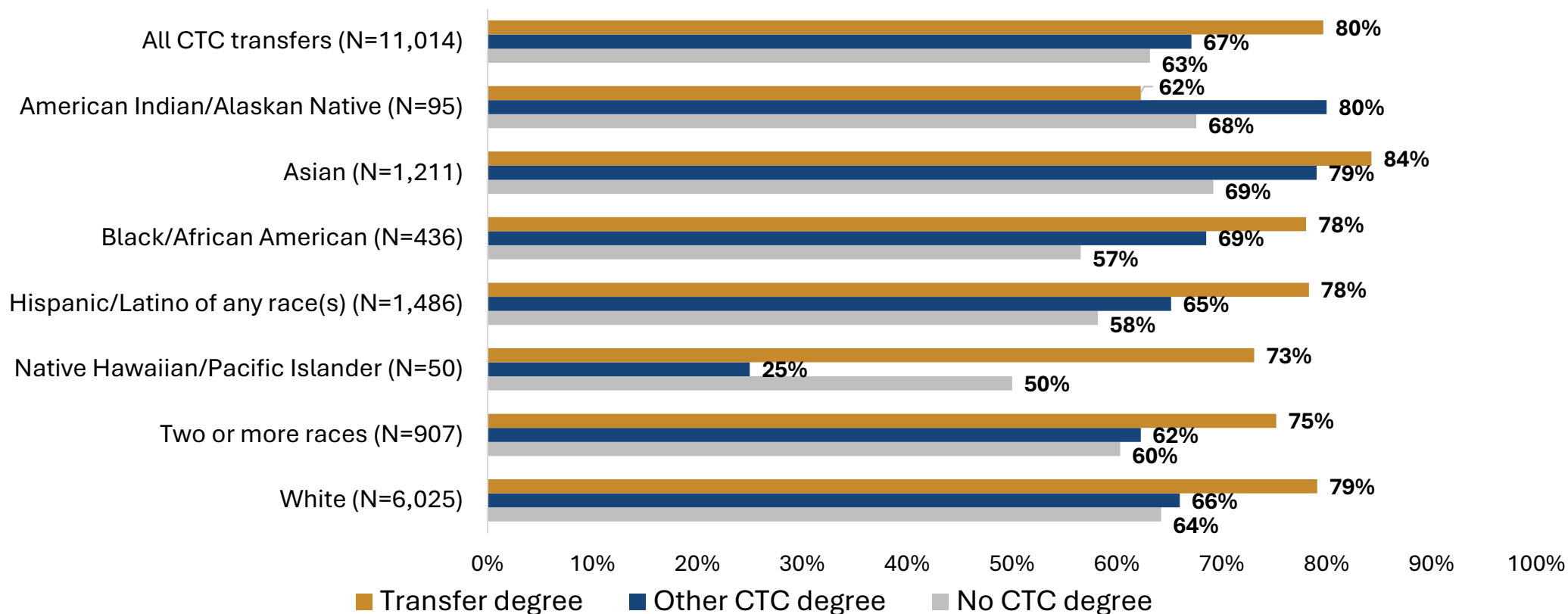


Source: WSAC staff analysis of PCHEES bachelor's degree completions for academic year 2021-2022 for students who ever transferred.



Bachelor's degree graduation rate of CTC transfers at public four-year institutions within four years of transferring

Students with transfer degrees had a higher graduation rate across most race/ethnicity groups.

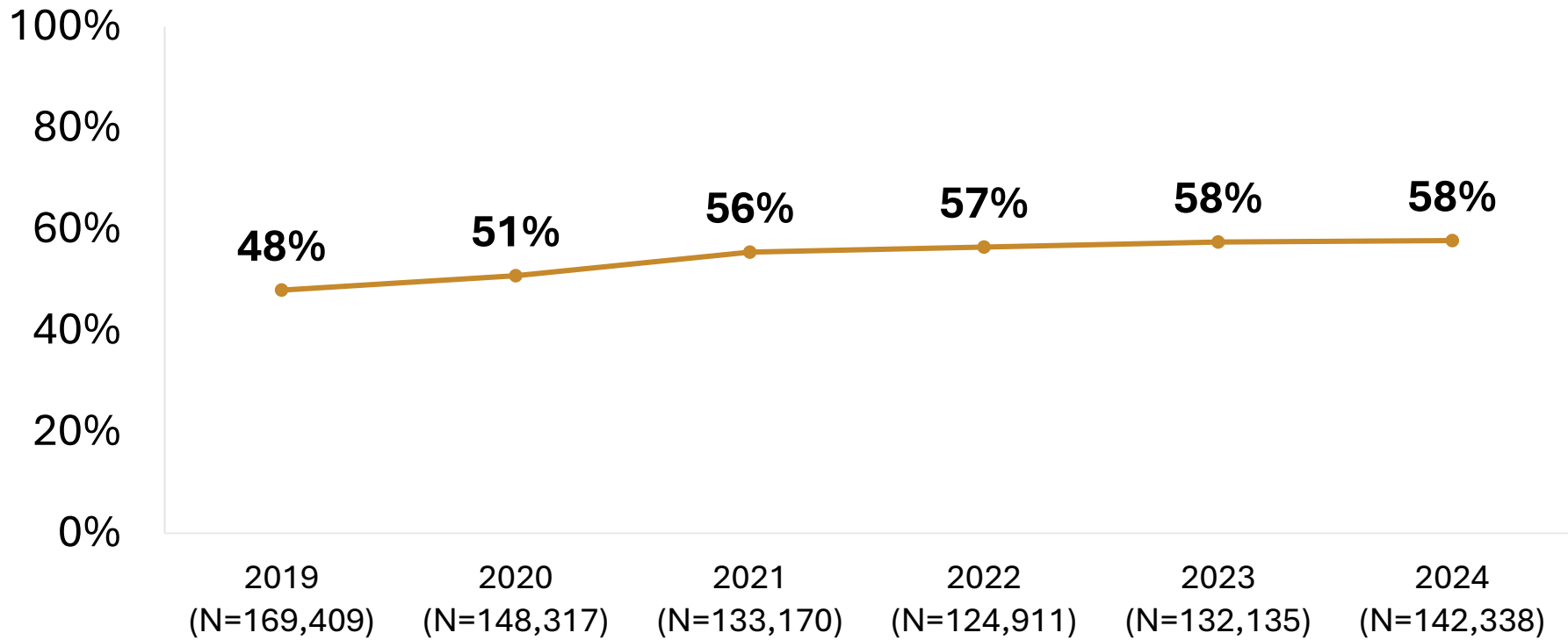


Source: WSAC staff analysis of PCHEES bachelor's degree graduation rates for Washington public two-year academic transfer students who entered Washington public four-year institutions as a transfer students in the 2017-2018 cohort.



Share of CTC associate degree seeking students pursuing transfer degrees

The share of CTC associate degree seeking students enrolled in transfer degrees has increased since Fall 2019.

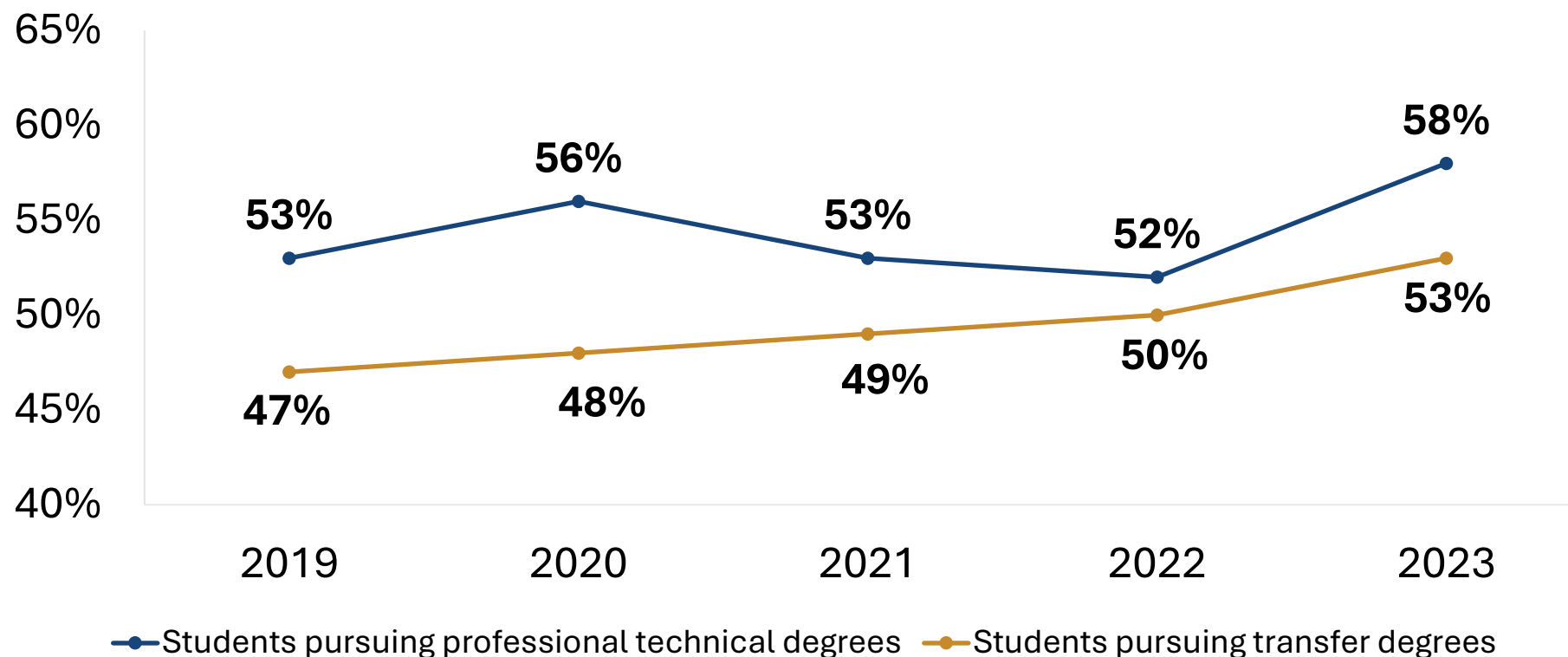


Source: SBCTC Enrollment Dashboard



Retention rates of CTC associate degree seeking students

The percentage of CTC transfer degree seeking students who return for fall their second year has increased by 6 percentage points since Fall 2019.

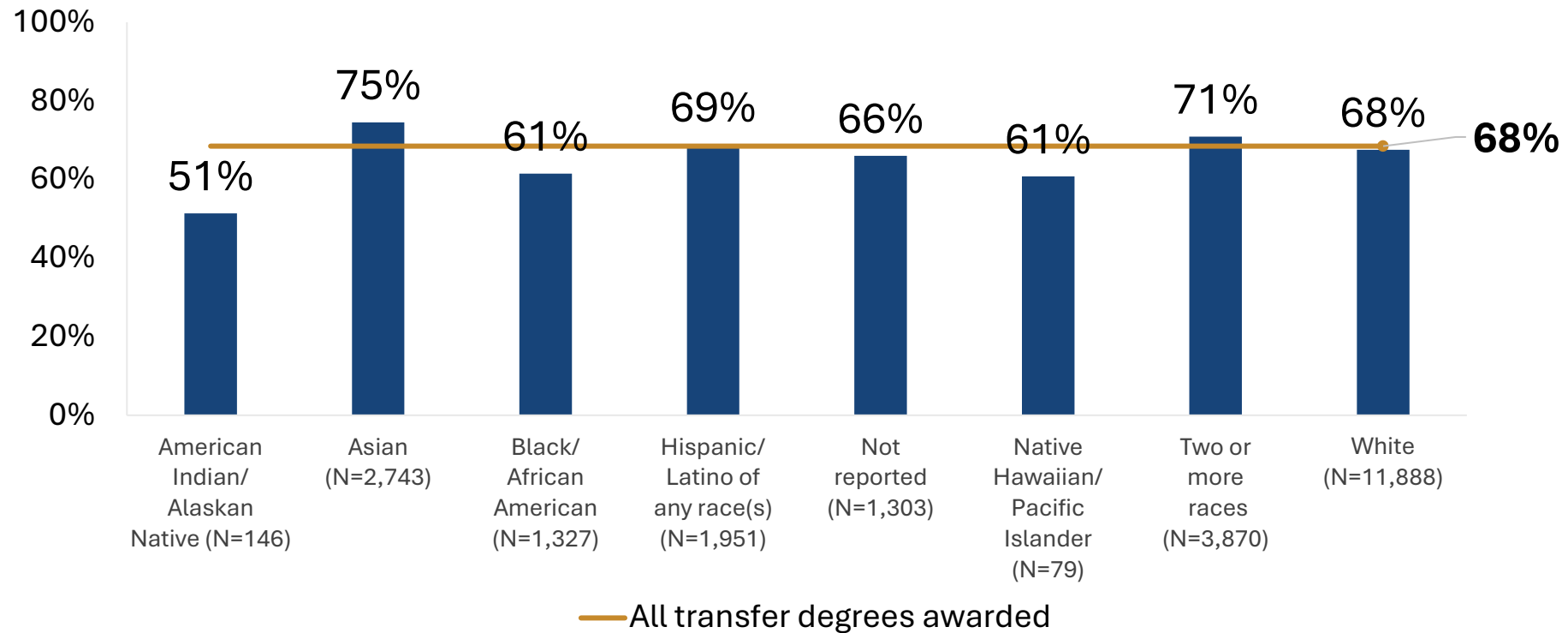


Source: SBCTC First Time Entering Student Outcomes



Transfer degrees awarded at CTC

Over two-thirds of the associate degrees awarded at CTC in 2023-2024 were transfer degrees.



Source: SBCTC Credentials Awarded Dashboard

Q&A

Scan to read the
report:





Beyond Transfer Degrees



Beyond Transfer Degrees

- In our state, the responsibility to support transfer students, via curricular pathways and experiences, is a shared responsibility across sectors, institutions, organizations, and agencies.
- Widespread consensus exists that student experiences – how students create understanding of transfer degrees and experience transfer across institutions – is a vital perspective.
- Pairs/groups of institutions are developing partnerships to advise students more effectively, establish consistent points of connection, and foster trust across institutions.



Beyond Degrees Takeaways

Over the past 20 years, transfer has become more robust, inclusive and engaged due to cross-sector relationships, programs, and transfer degrees.

With this foundation, we can do more to understand and implement strategies that are responsive to student experience through data-driven insights via research, evaluation and analysis.



Opportunities for Future Research or Assessment

- Identifying transition challenges, including student decision factors and their impact on transfer.
- Evaluating student supports in the transfer process.
- Exploring gaps in enrollment by completion and demographic factors.
- Situating transfer within and outside of traditional transfer degree pathways.
- Studying the impact and efficacy of existing policies such as Reverse Transfer, Washington 45 and BAS degrees.



TRANSFER RESEARCH

**Washington State Board For Community and Technical
Colleges**

Summer Kenesson – Director of Policy Research

Noah Overby – Policy Research Associate

WASHINGTON STATE BOARD FOR COMMUNITY AND TECHNICAL COLLEGES

- State agency representing the 34 public community and technical colleges in Washington
- Populations:
 - Non-credit, continuing education courses
 - Basic Education for Adults
 - Workforce certificates and degrees
 - Academic transfer degrees
- Academic transfer represent 43% of our Fall 2024 headcount
 - over 82,000 students

TRANSFER DASHBOARD

- Data sources:
 - SBCTC Data Warehouse + National Student Clearinghouse Data
- What can we observe with the Transfer Dashboard?
 - Trends in transfer from CTCs to various sectors and institutions
 - Trends in outcomes after transfer
 - Trends in program alignment
 - Student demographics
- Redesigned transfer dashboard is in testing with system stakeholders

HOW WILL THE DASHBOARD HELP US?

- Colleges can use this data to identify strategic partnerships with transfer institutions
 - Reverse transfer
 - Students enrolled in specific transfer degrees
 - Inform advising pre- and post-transfer

Stakeholder feedback:

“This review has helped me think about the transfer partnerships that I will be spending time on and has made me think about how we might better utilize CTC Link coding opportunities to more effectively document students on pathways through transfer.”

TRANSFER OUTCOMES RESEARCH

- Employment outcomes for students that transfer lose the transfer factors in wider earning and employment data
- CTCs lose touch with employment outcomes of their transfer students
- SBCTC partnering with CoP to design and test metrics that enable both sectors to share data and learn about how transfer students move toward the workforce

TRANSFER OUTCOMES RESEARCH

- Metrics will:
 - Help students understand how transfer pathways and choices may affect employment outcomes
 - Help CTCs and receiving institutions better advise transfer students toward reaching employment goals
 - Inform strategic solutions and partnerships to improve employment outcomes for transfer students

CONTACT

- Noah Overby, Policy Research Associate
noverby@sbctc.edu
- Summer Kenesson, Director of Policy Research
skenesson@sbctc.edu

About the Council of Presidents

We represent and coordinate initiatives and advocacy, fostering collaboration among Washington's public four-year college and universities with partners at the state, regional, and national levels.

We offer high school counselors a central location to:

- **Learn** about Washington's public, four-year institutions.
- **Advocate** for our collective institutions on policies, practices and processes related to the transition from K-12 to college.
- **Engage** with the student-centered mission and education of our institutions and get to know the impact of our sector on the communities and economics of Washingtonians.

Our Member Institutions		
Central Washington University	Eastern Washington University	The Evergreen State College
University of Washington	Washington State University	Western Washington University



We Want Washington CTC Students!

- We are excited to welcome Washington transfer students to any one of our public four-year college or universities!
- **Your students are our students.** We are committed to serve all students with a focus on identifying and reducing gaps among student populations.
- Transfer students who enroll in a Washington public, four-year institution are successful overall and across key historically underrepresented student populations.
- Once at a baccalaureate institution, the median credits earned and senior GPAs for transfer students are similar across majors.
- Time to degree for transfer students is similar to students who enroll directly from high school.

Transfer Beyond the DTA and AS-T

Institutional Articulation Agreements

- Institutions are engaged in **hundreds of articulation agreements** with colleges and universities in Washington and out-of-state.

Transfer of Professional Technical Credit

- Earn a DTA and **transfer up to 15 professional technical credits** toward a BS or BA.
- **Earn a technical associate degree** (AAS, ATA, AAT or AAS-T) and transfer to earn a bachelor's degree – Upside Down Degree.
- Earn a technical associate degree and **transfer to earn a BAS degree**.
- **Pathways from the skilled trades** to bachelor's degrees.
- **Academic Credit through Prior Learning**.

Transfer Data

- Collectively identify student and institutional **transfer data** to inform transfer policy and degree development.

Washington's Public Universities: Building Programs and Infrastructure around Transfer

UNIVERSITY of WASHINGTON

UW Bothell offers Direct Admission to all majors for transfer students. UW Seattle partnered with Seattle Colleges to create a pathway to UW via the Seattle Promise Program. UW Tacoma partnered with Tacoma Community College to offer a Dual Enrollment program, allowing students to attend both schools concurrently and access various degree and certificate programs. Coordinated advising helps students make informed choices to meet their educational goals.



CWU engaged with Yakima Valley College to establish a seamless pathway by eliminating barriers that hinder student transfers from YVC to CWU. Offers a dual admission program for students earning a DTA at any Washington community or technical college. Students with 60 or fewer credits can apply for free and receive academic advising, financial aid, and career services support.



WSU Everett offers a dual enrollment program with Everett Community College, allowing students to enroll in courses at both institutions during the same term to make progress towards an AA/AST and BS/BA simultaneously. WSU Vancouver offers guaranteed admissions with Clark College and assured admissions with South Puget Sound Community College, both including cross-institution advising and financial aid.

Washington's Public Universities: Building Programs and Infrastructure around Transfer



Western Washington University guarantees admission to any transfer student who completes a transferable associate's degree at Everett Community College, Olympic College, Peninsula College, Skagit Valley College, or Whatcom Community College and meets eligibility requirements.



evergreen

The Evergreen State College, a long-time leader in transfer, offers multiple paths to a bachelor's degree for transfer students through Washington transferable associate degrees, Washington technical degrees (AAS-T, AAS, ATA, and AAT), and an upside-down transfer option.



Eastern Washington University engages with Spokane Colleges and Columbia Basin College through Destination Eastern, establishing a seamless pathway to EWU by eliminating administrative and fiscal barriers that hinder student transfers from Spokane Colleges to EWU.



Supporting Students Who Transfer

Updates from Independent Colleges of Washington

July 29, 2025

Sheila Steiner

Senior Director, Policy & Community Engagement

Sheila@icwashington.org



INDEPENDENT
COLLEGES OF
WASHINGTON



ICW campuses
are close
to students
across the
state



INDEPENDENT
COLLEGES OF
WASHINGTON



One in three
juniors and seniors
have transferred
credits

Supporting Transfer Students

<https://icwashington.org/transfers>



The screenshot shows the ICW website's 'Supporting Students in Transfer' page. The header includes the ICW logo and navigation links: Home, Programs and Scholarships, Policy Priorities, Stories and Resources, Donate, Partnerships, and a search bar. The main banner features a photograph of a university building with the text 'SUPPORTING STUDENTS IN TRANSFER'. Below the banner is a green navigation bar with links: About Transfer at ICW, What Our Students Say, Transfer Counselor Directory, and Transfer Agreements. The main content area has the heading 'Transfer to ICW Member Campuses' and a subheading 'Focus on students who transfer'. The text describes Washington's transfer efforts and mentions a video of Brooke Perez, a student who transferred to Gonzaga University. A video player is embedded on the right, showing Brooke Perez speaking.

INDEPENDENT
COLLEGES OF
WASHINGTON

Home Programs and Scholarships Policy Priorities Stories and Resources Donate Partnerships

SUPPORTING STUDENTS IN TRANSFER

About Transfer at ICW What Our Students Say Transfer Counselor Directory Transfer Agreements

Transfer to ICW Member Campuses

Focus on students who transfer

Washington is one of the few states in the nation with long-standing, coordinated transfer efforts that bring together higher education partners to support students who want to transfer from two-year community colleges to four-year colleges and universities.

Most community and technical college students (68%) intend to transfer and attain a bachelor's degree. ICW campuses welcome students who transfer, students such as Brooke (see video), who transferred to her "dream school" from a Washington community college.

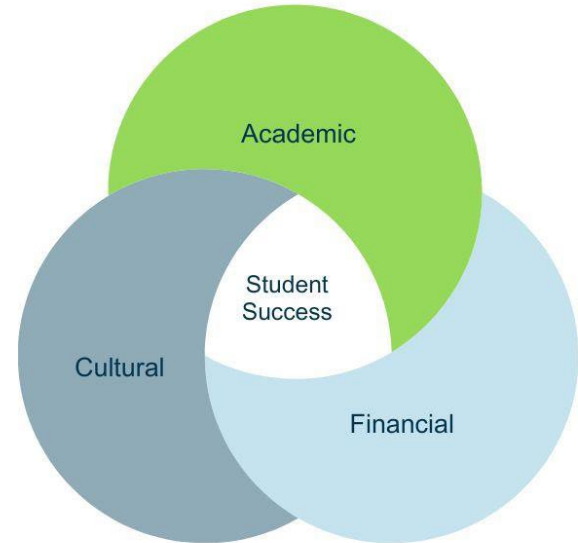
Brooke Perez, Gonzaga University
Independent Colleges of WA

BROOKE PEREZ
09:22:17

Addressing Transfer Holistically

Statewide: Transfer degrees and pathways

- Fully leverage DTA
- Participate in transfer degree development & review
- Build on Guided Pathways: Uniform Pathway to Psychology



Participation in Statewide Agreements

Member Campus	AA/AS DTA	AS-T Track 1	AS-T Track 2	Biology	Busi- ness	Comp. Science	Engineer- ing	LPN-BSN	RN-BSN	Pre- Nursing	Reverse Transfer
Gonzaga University	Y		Y		Y	Y	Y				
Heritage University	Y	Y	Y	Y	Y	Y		Y			
Pacific Lutheran University	Y	Y		Y	Y	Y				Y	Y
Saint Martin's University	Y	Y	Y	Y	Y	Y	Y	Y	Y	Y	Y
Seattle Pacific University	Y	Y	Y	Y	Y	Y	Y			Y	Y
Seattle University	Y	Y	Y	Y	Y	Y	Y			Y	Y
University of Puget Sound	Y										
Whitman College	Y										
Whitworth University	Y	Y		Y	Y	Y					

Addressing Transfer Holistically

Local: Transfer partner teams

- Regional transfer partners
- Faculty and staff
- Initial self-assessment of institutional partnership
- Action plan for improvement

Figure 2.1. Continuum of inter-institutional transfer collaboration.



Source: Yeh & Wetzstein, (2020). A continuum of transfer partnerships: Toward intentional collaboration to improve transfer outcomes. *New Directions for Community Colleges*, #192.



Transfer Pathways Scholarships

In 2025, ICW awarded nearly \$350,000 in scholarships to transfer students enrolled in its member campuses; for details, contact [ICW financial aid offices](#)

- ☐ Demonstrated financial need (Pell or Washington College Grant-eligible)
- ☐ Students who transfer from any of Washington's 34 CTCs
- ☐ Enrolled part-time or full-time
- ☐ Renewable, subject to availability, for up to three years



What's Next?

- Local pathways/articulation agreements
 - Associate to Bachelor's
 - BAS to Graduate
- Streamlining admissions
 - Guaranteed admissions
 - Dual admissions



INDEPENDENT
COLLEGES OF
WASHINGTON



Thank you!

Slides, links, and contact information from all presenters will be shared as resources.