

UNIT RECORD REPORT MANUAL 2022-23 ACADEMIC YEAR

JULY 2023

REVISED AUGUST 2023

PAGES: iii, iv, vii, 17, AND 72

UNIT RECORD REPORT

Contact Information

MANAGEMENT/POLICY ISSUES

BECKY THOMPSON Director of Student Financial Assistance	Phone Email	(360) 485-1301 beckyt@wsac.wa.gov
CARLA IDOHL-CORWIN Senior Associate Director for Student Financial Assistance	Phone Email	(360) 485-1302 carlai@wsac.wa.gov
MARLA SKELLEY Associate Director for Compliance	Phone Email	(360) 485-1320 marlas@wsac.wa.gov

TECHNICAL ASSISTANCE

ANN VOYLES Program Associate	Phone Email	(360) 485-1311 annv@wsac.wa.gov
----------------------------------------	----------------	--------------------------------------------------------------------------

Washington Student Achievement Council

917 Lakeridge Way SW
P.O. Box 43430
Olympia, WA 98504-3430
www.wsac.wa.gov

Secure Portal: <https://portal.wsac.wa.gov/>

Secure Training Portal: <https://portaltraining.wsac.wa.gov/>

Unit Record Email: unitrecord@wsac.wa.gov

Agency Phone: (360) 753-7800

Unit Record Report Manual

Overview and Updates

OVERVIEW

The Unit Record Report (URR) is a student-specific report of financial aid awarded to resident and nonresident students attending the Washington institutions that participate in the Washington College Grant (WCG, formerly known as the State Need Grant) program. It provides comprehensive information on federal, state, private, and institutional financial aid distributed to need-based financial aid recipients. The report also includes information about federal borrowing for non-need-based loan recipients.

Unit Record Report History

The Unit Record Report (URR) was developed in response to 1969 legislation, which created the State Need Grant program (now known as Washington College Grant, or WCG) and called for ongoing analysis of student financial aid. The first URR was collected in 1972. Every institution that participates in the WCG program is required to complete the URR at the conclusion of each fiscal year.

The office of student financial assistance within the Washington Student Achievement Council (WSAC) has authority to collect the URR according to the following statute:

RCW 28B.92.040. "... (1) The office shall be research oriented, not only at its inception, but continually through its existence. ... (3) The office shall take the initiative and responsibility...to ensure that the state recognizes the maximum potential effect of these programs, and shall design state programs that complement existing federal, state, and institutional programs..."

Compliance with the Family Educational Rights and Privacy Act (FERPA)

Federal regulations (34 CFR 99.31(a)(3)(iv)) authorize institutions to disclose personally identifiable information on the URR without the student's consent. This authority is based on WSAC's statutory charge, as cited above, and the need for student-specific information to carry out WSAC's administrative and research responsibilities.

As required by 34 CFR 99.35(a)(1), WSAC ensures that use of the URR data will not permit identification of students to individuals other than authorized representatives of WSAC.

Unit Record Report Uses

Student-level data with term-by-term program-specific financial aid information is needed by WSAC to conduct research; design state financial aid programs that complement other existing federal, state, and institutional programs; describe recipient populations; and administer and evaluate state financial aid programs as required by state law.

The URR is the primary data source used by WSAC to comply with these statutory requirements.

Data from the URR are used to:

- Provide financial aid data to the Education Research and Data Center (ERDC). These data, in combination with academic and workforce records, may be used by WSAC staff and other researchers to conduct longitudinal research on the educational and occupational achievements of financial aid recipients.
- Analyze the adequacy of financial aid resources available to financially needy Washington students.
- Describe funding trends and the characteristics of students receiving various types of financial assistance.
- Estimate funding needs and support budget requests for state-funded financial aid programs.
- Estimate the impact of new financial aid programs, changes in program policies, and altered funding levels.
- Contribute to student financial aid policy analysis and program evaluation.
- Respond to legislative requests for information about student financial aid programs available to Washington students.

The URR significantly reduces the number of ad hoc data requests institutions receive.

Use of Unit Record Report for Research Purposes

WSAC has expanded the scope of data uses for the URR. Data-sharing requirements were established with House Bill 2261 (Chapter 548, Laws of 2009), which added new sections to RCW 43.41.400, to answer “critical questions” from various stakeholders and policymakers and non-critical questions developed by the general public.

This action requires the ERDC at Office of Financial Management (OFM) to gather P-20 data for public colleges and universities in order to conduct longitudinal data analysis.

Data-sharing agreements have been developed to permit sharing of URR data to the P-20W warehouse at OFM on behalf of the public institutions. URR data for private institutions will not be disclosed to OFM without consent.

CHANGES OR EMPHASIS IN 2022-2023 UNIT RECORD REPORT

The list below details the changes in field or record requirements in the 2022-2023 URR. For additional guidance and instructions for these fields, see Chapter 2: Data Definitions; and Appendix B: Record Layout, unless otherwise indicated. Also noted are selected new features of the URR Portal.

- **Field changes to the URR .csv header file.** Make note of the following changes to the .csv header and download the revised sample from WSAC's Unit Record Report web page before creating your institution's URR upload file. New programs will report for the five academic term fields in which funds may be disbursed.
 - New Fields:
 - [WCGBridge](#)
 - [WAVE](#)

Please note: Any reference to **WCGBridge** is a mislabeling of the **WABridge** program in the 2022-23 URR. Funding for the WA Bridge Grant is not associated with the WCG program. **Do NOT revise the .csv file header lay-out field label at this time.** The label correction will be implemented in the .csv file header lay-out, this Manual, and the URR Portal beginning next year, with the 2023-24 URR, so as to not disrupt the URR submissions already in progress for the current 2022-23 data collection.

- Change in **valid input range** before errors are produced:
 - [Pell Grant](#) – Valid input range is 0 to 10343 (formerly 0 to 9743)
 - [Federal Direct Subsidized Loan](#) – Valid input range is 0 to 23000 (formerly 0 to 20000)
 - [WCG Bridge](#) – Valid input range is 0 to 500 (WA Bridge Grant new program)
 - [National Guard Grant](#) – Valid input range is 0 to 6000 (formerly 0 to 11839)
 - [WAVE](#) – Valid input range is 0 – 16500 (reactivated program)
- **New Error codes:**
 - [Enrollment does not match Need Duration](#) – Informational Error. Compares alignment of the number of Enrollment terms reported in the Terms tab to the number of months of Need Duration reported in the Details tab of the student record. Misalignment triggers this Error. This Error is related to WSAC's review of the COA/Need (All) category and may trigger scrutiny and outreach for explanation if not corrected or addressed within the Override Comment field.
 - [Total Need-based aid exceeds the reported Need Amount](#) – Informational Error. This Error is triggered if the student received more need-based aid (reported in the Terms tab) than the Need Amount reported on the Details tab of the student record (COA minus EFC = Need Amount). This Error is related to WSAC's review of the COA/Need (All) category and may trigger

scrutiny and outreach for explanation if not corrected or addressed within the Override Comment field.

- [WCG-Bridge recipient not a state resident](#) – This non-overrideable error is triggered if the IsResident field is reported in the URR as “No,” “False,” or left blank for a WA Bridge recipient, who must be a Washington resident student. (Will be corrected to read “WA Bridge recipient is not a state resident” in 2023-24 URR)
- **Functional improvements** to the URR (For additional detail, see Chapter 3: Reporting Application User’s Guide)
 - Ability for original writer to amend (edit) an Override Comment rather than delete the original comment and create a new comment. Cannot edit other’s override comments.
 - Ability to view previously addressed overrides in Errors list that have been Resolved (tracking Override history). Errors corrected before entering an override comment will disappear from the Error list as before.
 - Removal of “Enrolled/No Need” from Enrollment status dropdown options.
- **Reminder:** Do not report federal and state COVID-related student relief emergency funds in the URR for the 2022-23 academic year. This affects federal CARES/HEER dollars (for example, emergency FSEOG), and the state COVID-emergency funds for undocumented students.
- **Reminder:** Institutions are encouraged to test their upload file in the Portal Training environment prior to upload to the live URR Portal. The data uploaded or manually entered to the training site is temporary and clears if left overnight.

By using the training environment, institutions may identify corrections that must be made to the data file before attempting to upload the file to the live URR Portal site. The training website is located at:

<https://portaltraining.wsac.wa.gov/>

EARLY ANNOUNCEMENT: CHANGES UNDER CONSIDERATION FOR 2023-24 UNIT RECORD REPORT

The Washington College Grant-Connect (WCG-C) and Nurses Conditional Scholarship programs are expected to be separately reportable in the 2023-24 URR. Reporting details are under discussion, and additional information will be announced as soon as possible.

Washington College Grant-Apprenticeship may become URR reportable in 2024-25 or 2025-26.

Potential for addition of new state-funded aid programs as enacted by the Legislature for the reporting year. Specific details will be announced as soon as available.

UNIT RECORD REPORT 2022-2023 TIMELINE

July/August 2023:	Unit Record Report training webinars and online tutorial sessions. See the Unit Record Report page on the WSAC agency website for webinar details.
July 2023:	Portal Training secure website application available for test file upload and practice of URR features.
August 7, 2023:	Unit Record Report Application available for initial upload of data into WSAC's live URR Secure Portal.
October 9, 2023:	Unit Record Report final submit date.
October/November 2023:	WSAC staff data editing and review.
December 2023:	Unit Record Report data finalized.
January 2024:	Unit Record Report 2022-23 Institutional Profile reports available.

Institutions must submit complete and accurate data by the final submit due date to meet the reporting deadline. WSAC staff members are available for assistance if problems arise during the reporting process.

Institutions that do not meet this deadline, or that do not follow up promptly with necessary corrections, will be considered not to have met minimum administrative capability requirements. Those institutions may be placed in a probationary or terminated status for participation in state financial aid programs.

Due Date for Unit Record Report: October 9, 2023

UNIT RECORD REPORT

2022-2023 ACADEMIC YEAR

TABLE OF CONTENTS

Overview and Compliance with FERPA	i
Unit Record Report (URR) Uses.....	i
Changes or Emphasis in 2022-2023 URR.....	iii
Early announcement: Changes under consideration for 2023-24 URR	iv
URR 2022-23 Timeline and Due Date	v
 CHAPTER 1 – GENERAL INSTRUCTIONS	
Students to be Included	1
Reporting Period	1
Information to be Reported	1
Reporting Application	2
General File and Data Formats	2
Uploading the CSV File	2
Profile Reports.....	3
 CHAPTER 2 – DATA DEFINITIONS	
Before You Begin	4
General and Demographic Information	4
Year in School.....	6
Race/Ethnicity.....	7
FAFSA, WASFA, and Need-Related Fields	9
Reporting Items in the Need Equation.....	11
Reporting Term Enrollment and Financial Aid for Five Terms.....	13
Reporting of Financial Aid Received	15
Federal Aid Programs.....	16
State Aid Programs	17
Institutional Aid Programs.....	20
Other Financial Aid Programs.....	21
 CHAPTER 3 – REPORTING APPLICATION USER’S GUIDE	
Portal Log-In and Two-Factor Authentication.....	23
Resetting the Two-Factor Authentication Notification Method	24
Accessing the Portal Application	27
Uploading Data from an Initial File.....	28
Editing Student Records.....	31
Processing Individual Overrides.....	40
• Amending Existing Override Comments.....	42
“Bulk” Override Processing.....	43
Search for Student Records in the Unit Record Report.....	47
Resolving Social Security Number Differences.....	51

UNIT RECORD REPORT
2022-2023 ACADEMIC YEAR
TABLE OF CONTENTS, CONTINUED:

[CHAPTER 3 – REPORTING APPLICATION USER’S GUIDE, CONTINUED](#)

Manually Adding Student Records.....	<u>51</u>
Manually Deleting Student Records	<u>56</u>
Supplemental File Uploads to Add/Delete/Edit Multiple Records	<u>57</u>
Adding Notes to the Unit Record Report.....	<u>61</u>
Review and Submit the Unit Record Report.....	<u>63</u>
• Differences Reports for WCG, CBS, PTC and WA Bridge Grant	<u>65</u>
Download of “point-in-time” URR Data File.....	<u>69</u>
Reports Available After Submission.....	<u>70</u>
Updated Profile Reports Available in January 2024.....	<u>71</u>

UNIT RECORD REPORT 2022-23 ACADEMIC YEAR

TABLE OF CONTENTS (APPENDICES)

<u>APPENDIX A</u> : NEED-BASED & NON-NEED BASED PROGRAM RECIPIENTS TO REPORT	<u>72</u>
<u>APPENDIX B</u> : RECORD LAYOUT	<u>74</u>
<u>APPENDIX C</u> : SYSTEM EDITS	<u>83</u>
<u>APPENDIX D</u> : QUICK LOOK-UP BY FINANCIAL AID PROGRAM	<u>87</u>
<u>APPENDIX E</u> : QUICK LOOK-UP BY UNIT RECORD REPORT FIELD NAME.....	<u>91</u>

CHAPTER 1 – GENERAL INSTRUCTIONS

Students to be Included

Need-Based Recipients

Submit one record for each student at your institution who received any need-based financial aid, regardless of source. This includes Washington residents and nonresidents. Report all aid, including non-need-based aid sources, for any student who received at least one form of need-based aid. All data for need-based recipients will go through a series of edits to help ensure accuracy of reported data.

Appendix A identifies the financial aid programs and aid types WSAC considers as need-based for the URR. Further, the programs are differentiated by whether 2022-23 Free Application for Federal Student Aid (FAFSA) or Washington Application for State Financial Aid (WASFA) data are required to be submitted:

- **Need-Based Recipients (FAFSA or WASFA required):** All 2022-23 FAFSA or WASFA data must be reported for all students receiving any aid shown in Appendix A as “Need-Based (FAFSA or WASFA data required).”
- **Need-Based Recipients (FAFSA or WASFA optional):** If available, all 2022-23 FAFSA or WASFA data must be reported for all students receiving any aid shown in Appendix A as “Need-Based (FAFSA or WASFA data optional).”

FAFSA or WASFA data submission requirements are described in more detail in Chapter 2.

Non-Need Based Federal Loan Recipients

Also, submit one record for each student at your institution who received non-need based federal loans from these programs: Federal Direct Unsubsidized Loans, Federal Parent PLUS Loans, and Federal Grad PLUS Loans.

Reporting Period

Report financial aid disbursed during the 2022-23 academic year. For need-based recipients this will include all academic and summer terms for which 2022-23 FAFSA or WASFA data are used. Aid reported may include summer 2022 funding and/or summer 2023 funding. You will find included in Chapter 2 specific information regarding which summer aid term(s) to report.

Information To Be Reported

Please ensure you are reporting the data from the most recent ISIR or WASFA transaction used to base the student’s award. This may or may not be the newest FAFSA or WASFA on record.

Reporting Application

URR data collection takes place through the WSAC Secure Portal. This tool allows each institution to enter and edit data before submitting the final report to WSAC.

The Portal is available at <https://portal.wsac.wa.gov/>. Chapter 3 contains detailed instructions for using the URR application.

Entering and editing data are an institutional responsibility. WSAC staff will provide technical assistance as needed to any institution experiencing problems with the application.

WSAC staff make every effort to ensure the accuracy of URR data. Notify WSAC staff to initiate any necessary data correction if your institution anticipates or identifies any errors after submitting the final report.

General File and Data Formats

Data files must be in CSV format. A sample CSV file with required header labels is available on the WSAC website at: www.wsac.wa.gov/unit-record.

Report all financial aid fields as integers. Round decimals to the nearest whole number. Round down for decimals from .1–.49999 and round up for decimals from .5–.99999.

Refer to Chapter 2 and Appendix B for valid field values.

All numbers provided must be positive numbers or zero '0' with the exception of the Family Income field only. Negative numbers are acceptable in the Family Income field, as necessary.

Uploading the CSV File

When uploading your CSV file, do not include spaces in the header row descriptions (e.g., Last Name will need to appear in the header row as LastName).

The upload will fail if the CSV file format is incorrect or does not contain all expected data elements. In that case, the system will provide information to assist in identifying any errors or omission for correction in the upload process.

Refer to Appendix C for a list of system errors that prevent file upload and import.

Once a file uploads correctly, the system will review all records for valid values.

Testing the Upload File

Institutions may test their upload file in the Portal training environment prior to uploading to the live URR Portal.

The data uploaded or manually entered into the training site is temporary and clears if left overnight. By using the training environment, institutions may identify necessary data errors to make corrections to the data file before attempting to upload to the live URR Portal site. The training website is located here:

<https://portaltraining.wsac.wa.gov/>

Profile Reports

After the URR team has reviewed and finalized data from each institution, WSAC will release the 2022-23 profile reports to each institution via the URR application. Profile reports provide descriptive and summary statistics by state, sector, and institution for students who received need-based aid.

CHAPTER 2 – DATA DEFINITIONS

Before You Begin

Please review the contents of this chapter and Appendix B (File Format) to minimize errors during the submission process. Field names in this chapter are hyperlinked to the corresponding field names in Appendix B.

The order of presentation in this chapter generally follows the order of the File Format. The File Format also specifies which fields are required for each type of aid recipient. The following list shows items required for all recipients reported:

Required Fields for All Recipients:

- SSN (Social Security Number) or see below for alternatives
- Last Name
- First Name
- Gender
- Is State Resident
- Year In School
- Rejected ISIR WASFA
- Enrollment Status (for all five terms)
- Financial Aid Received (for all five terms for all programs)

General and Demographic Information

IsDelete

The “IsDelete” field is used to delete one or more student records from the URR after an initial URR file upload has already taken place. Its purpose is to mark those records that are to be deleted from the URR during a subsequent supplemental (partial revision) file upload. For details regarding the supplemental file upload process, see Chapter 3, page 56. The default entry for the “IsDelete” field in the initial URR file upload is “N,” “No,” “False,” or left blank (not zero). Entry of “Y,” “Yes,” or “True” in this field will delete the student record from the URR, except in instances where WSAC auto-added “missing” records to the URR.

SSN

The student’s nine-digit Social Security Number. Do not use spaces. Hyphens may be used. No duplicate Social Security Numbers allowed.

- **Students Reported in CSAW** – This should be the same SSN or identification number as reported in the WCG and CBS College Bound/WCG Award Warehouse (CSAW) record. The order of preference is as follows:
 - Social Security Number
 - Nine-digit tax identification number
 - WASFA applicant identification number (begins with ‘980’; check WASFA Portal page)

Institutions will receive an error at upload for those SSNs whose data do not match previously reported CSAW data. SSNs that are reported in CSAW but do not appear in the Unit Record Report will be shown as differences in the WCG/CBS/Passport Differences Report.

- **Students Not Reported in CSAW** – When reporting data for a student that does not appear in the WCG, CBS, and Passport CSAW record, populate the SSN field by entering the nine-digit number used in your institutional reporting.

Institution Student ID

Public baccalaureate institutions: Use the nine-character PCHEES Student ID (element number PCH-E0310) as the first nine characters. Use leading zeros if the number is fewer than nine characters. You may add additional characters up to 50 characters. This field is required for public institutions but is overrideable.

Community and Technical Colleges (CTCs): Use the nine-character, college-assigned student identification number (SID) as the first nine characters (include leading zeroes). You may add additional characters up to 50 characters. This field is required for public institutions but is overrideable.

Private institutions: You may use the identification number assigned to the student by the institution. The field is optional and may remain blank.

Last Name

Student's last name. If a student only has a first name, report that name as first name and last name.

First Name

Student's first name. If a student only has a last name, report that name as first name and last name.

Middle Name

Student's middle name or initial.

Date of Birth

Report date of birth using standard numerical U.S. date format: mm/dd/yyyy. The date should be in the range of 01/01/1948 to 12/31/2008. **NOTE:** 01/01/1982 (leading zeroes for month and day) and 1/1/1982 (no leading zeroes for month and day) are both acceptable formats. This is a required field when reporting FAFSA-based (and WASFA) aid types.

Gender

Report one of the following codes:

'1' or 'Male'

'3' or 'Unknown' (not permissible for FAFSA filers)

'2' or 'Female'

'4' or 'X/Non-binary'

Is State Resident

Public Institutions: A “Washington resident” is defined as any student classified by the institution as a Washington resident for fee-paying purposes ([RCW 28B.15.011-013](#) and [Chapter 250-18 WAC](#)).

Private Institutions: “Washington resident” is defined as a student who meets the residency requirements for the purposes of the WCG program. If residency has not been determined for state-funded financial aid programs, and the student is not receiving state financial aid, you may use the student’s permanent mailing address for reporting residency on the URR.

Report one of the following codes:

Washington Resident: ‘y’ or ‘true’ Nonresident: ‘n’ or ‘false’

Year in School ([Click here to return to Contents](#))

Report the student’s status as of the beginning of the term for which the last financial aid disbursement was made for the 2022-23 URR year. This is from the institution’s official records. Do not use FAFSA or WASFA to populate this field.

Example 1: Student was classified as a sophomore in the fall term and received a disbursement. After the fall term, the student’s classification changed to that of a junior. The student was classified as a junior at the final disbursement. Report this student as a ‘3’ or ‘junior/3rd year’.

Example 2: Student was classified as a freshman at the beginning of the last term for which a 2022-23 disbursement was made. After this term was completed, the student had earned enough credits to enroll as a sophomore for the next term. Report this student as a ‘1’ or ‘freshman/1st year’.

Report one of the following codes:

‘1’ or ‘Freshman/1st Year’ – Matriculated students with 0–44 quarter, or 0–29 semester, credit hours enrolled in two-year or four-year degree programs; or first-year students at vocational-technical or proprietary institutions. Do not include below 100-level remedial courses in determining credit hours.

‘2’ or ‘Sophomore/2nd Year’ – Matriculated students with 45–89 quarter, or 30–59 semester, credit hours enrolled in four-year degree programs; or 45 or more quarter hours for students at CTCs enrolled in two-year degree programs; or second-year students at vocational-technical or proprietary institutions.

‘3’ or ‘Junior/3rd Year’ – Matriculated students with 90–134 quarter, or 60–89 semester, credit hours enrolled in four-year degree programs. Include students who are in the first year of an applied bachelor’s program if they have completed an associate degree program.

‘4’ or ‘Senior/4th Year’ – Matriculated students with 135 or more quarter, or 90 or more semester, hours enrolled in four-year degree programs. Include students who have not completed their degree program after the fourth year of a four-year program. Also, include students in the fifth year of a five-year bachelor’s program.

Include students who are in the second year of an applied bachelor's program if they have completed an associate degree program.

'5' or 'Unclassified/5th Year' – Students who hold a bachelor's degree and were not enrolled in a program leading to a graduate degree (master's or doctoral) or a graduate-level certificate. Include students who are working on a second bachelor's degree. Also, include students with a bachelor's degree who are getting an associate degree. Use code '8' to count non-matriculated students without a bachelor's degree.

'6' or 'Graduate' – Students who hold a bachelor's degree and are enrolled in a program leading to a graduate degree (master's or doctoral).

'7' or 'Professional' – A student enrolled in any of the following degree programs: Chiropractic (D.C. or D.C.M.), Dentistry (D.D.S. or D.M.D.), Law (L.L.B. or J.D.), Medicine (M.D.), Optometry (O.D.), Osteopathic Medicine (D.O.), Pharmacy (Pharm.D.), Podiatry (D.P.M., D.P., or Pod.D.), Theology (M.Div., M.H.L., B.D., or Ordination), or Veterinary Medicine (D.V.M.).

'8' or 'Other' – Non-degree, non-matriculated, high school completion, or other students who cannot be classified as any of the above. This category includes Running Start and other students for whom need-based aid is reported but who have not yet graduated from high school.

Race/Ethnicity

The race and ethnicity categories in the URR reflect the U.S. Census Bureau data format adopted by the state's Office of Financial Management (OFM).

Hispanic origin is the only ethnicity category reported in the URR. The race categories in URR include: American Indian or Alaska Native, Asian, Black or African American, Native Hawaiian or Pacific Islander, White, and Other. You may report two or more races.

Report all race and ethnicity data, if available, to eliminate reporting gaps. Leave blank only if race or ethnicity information is not available or unknown. NOTE: The Portal will interpret any blank race or ethnicity fields as 'n' or 'false.'

Is of Hispanic Origin

A person of Cuban, Mexican, Puerto Rican, South or Central American, or other Spanish culture or origin, regardless of race. Report one of the following codes:

Yes: 'y' or 'true'

No: 'n' or 'false'

Leave blank only if race or ethnicity information is not available or unknown.

Is Race American Indian or Alaska Native

A person having origins in any of the original peoples of North and South America (including Central America) who maintains cultural identification through tribal affiliation or community attachment. Report one of the following codes:

Yes: 'y' or 'true'

No: 'n' or 'false'

Leave blank only if race or ethnicity information is not available or unknown.

Is Race Asian

A person having origins in any of the original peoples of the Far East, Southeast Asia, or the Indian Subcontinent, including, for example, Cambodia, China, India, Japan, Korea, Malaysia, Pakistan, the Philippine Islands, Thailand, and Vietnam. Report one of the following codes:

Yes: 'y' or 'true'

No: 'n' or 'false'

Leave blank only if race or ethnicity information is not available or unknown.

Is Race Black or African American

A person having origins in any of the black racial groups of Africa. Report one of the following codes:

Yes: 'y' or 'true'

No: 'n' or 'false'

Leave blank only if race or ethnicity information is not available or unknown.

Is Race Native Hawaiian or Pacific Islander

A person having origins in any of the original peoples of Hawaii, Guam, Samoa, or other Pacific Islands. Report one of the following codes:

Yes: 'y' or 'true'

No: 'n' or 'false'

Leave blank only if race or ethnicity information is not available or unknown.

Is Race White

A person having origins in any of the original peoples of Europe, the Middle East, or North Africa. Report one of the following codes:

Yes: 'y' or 'true'

No: 'n' or 'false'

Leave blank only if race or ethnicity information is not available or unknown.

Is Race Other

Report students in this category only if students have explicitly identified with a **race** not listed above. Do not report Hispanic **ethnicity** in this category. Report one of the following codes:

Yes: 'y' or 'true'

No: 'n' or 'false'

Leave blank only if race or ethnicity information is not available or unknown.

FAFSA, WASFA, and Need-Related Fields

The following additional fields are required for need-based aid recipients with a 2022-23 FAFSA or WASFA on file.

- ISIR or WASFA Transaction Number
- Marital Status
- Is Dependent
- Family Size
- Number in College
- Family Income
- Expected Family Contribution (EFC)
- Cost of Attendance (COA)
- Need Duration
- Need Amount

If the financial aid administrator made any adjustments (e.g., due to verification, updates from the student, or professional judgment decisions), the revised information should be reported based on the corrected/reprocessed application.

Example 1: The student filed the FAFSA or WASFA as a dependent student. The financial aid administrator later documented a professional judgment decision that changed the student's dependency status to independent. In this case, report the student as "independent."

Example 2: The student's family income for 2020 reported on the FAFSA or WASFA was \$82,000. The student and parents petitioned to the financial aid office that the family income would be \$55,000 for 2022 due to a lengthy period of unemployment. The income adjustment was approved and was used to determine eligibility. In this case, report \$55,000 as the family income.

These data are optional for non-need based federal loan recipients who did not receive need-based financial aid. After finalizing the URR, WSAC will delete unnecessary FAFSA or WASFA non-aid related data from all non-need-based loan recipient records.

ISIR WASFA Transaction Number

Report the most recent ISIR or WASFA records transaction number that was used to award aid to the student for the year. Generally, this data should match student data entered in CSAW. This field may be left blank only if the RejectedISIRWASFA field is 'y' or 'true' as defined in the descriptor for the RejectedISIRWASFA field, below, AND the student received no need-based aid.

Rejected ISIR WASFA

This is a required field for all student records reported in the URR. A blank in this field will prevent the URR file from upload.

Valid inputs are:

‘y’ or ‘true’ Rejected ISIR or WASFA only, or none on file

‘n’ or ‘false’ A valid ISIR or WASFA exists

‘Y’ or ‘true’ means that the individual does not have a valid ISIR or WASFA on file (rejected status), or that no FAFSA or WASFA was filed, **AND** the student was awarded only non-need-based aid during the academic year as a result. A ‘y’ or ‘true’ in this field together with need-based aid reported for the individual will trigger an error.

An ‘n’ or ‘false’ entry means that the individual has a valid ISIR or WASFA on file, and the transaction number used to award aid is reported in the ISIRWASFATransNumber field.

Marital Status

Report one of the following codes:

‘1’ or ‘Unmarried’ (including single, divorced, or widowed)

‘2’ or ‘Married’

‘3’ or ‘Separated’

Is Dependent

Report one the following codes:

Dependent: ‘y’ or ‘true’

Independent: ‘n’ or ‘false’

Family Size

The number of members in the student’s household, including the student. Generally, this figure should match the number reported for the student in CSAW.

For Dependent Student: Include the student, parents, siblings, and other dependents used in the need analysis calculation. This number must be at least 2.

For Independent Student: Include the student, the student’s spouse if applicable, any dependent children, and any other persons used in the need analysis calculation. This number must be at least 1.

Number in College

The number of family members, including the student, expected to be enrolled in an institution at least half-time between July 1, 2022, and June 30, 2023, in programs of study leading to college degrees or certificates. For dependent student filers, this should not include the student’s parents unless a professional judgment decision was made to count them. Generally, this figure should match the number reported for this student in CSAW. This number must be at least 1.

Family Income

The family income used in computing the student's financial need. For most students, the family income will be for the 2020 calendar year as reported on the 2022-23 FAFSA or WASFA. This is a required field if reporting any of the following other items for a student: Expected Family Contribution, Need Amount, or Need Duration.

Only include integers (no decimals) and do not include dollar (\$) signs. Include a negative sign (-) for any negative amounts. For example, a negative family income of \$9,875 would be reported as '-9875'.

Report the family income levels from your system even if they are higher or lower than the system range limits. WSAC prefers that you report the actual amounts and, if an error is triggered, enter explanation such as "actual income reported on FAFSA (or WASFA)."

Reporting of actual income allows for more accurate reporting of average family income levels. Generally, this figure should match the number reported for this student in CSAW.

For Dependent Student: Taxable and non-taxable income of parent(s). Do not include the student's income.

For Independent Student: Sum of student and spouse taxable and non-taxable income.

Reporting Items in the Need Equation

Information reported in the four fields that follow may be reported based on the information available at the time of the recipient's first financial aid disbursement during the 2022-23 year. This applies to full year awards made at the beginning of the academic year when students opt not to attend all terms.

- Cost of Attendance
- Expected Family Contribution
- Need Duration
- Need Amount

Many students will receive financial aid throughout the year with no changes made to the institution's record for these fields. However, it is important for the data to be consistent if changes are made in an institution's data record. If an adjustment is made to one element, all should be adjusted to ensure alignment. The following examples may be of assistance:

Example 1: Student enrolled is expected to enroll for a nine-month academic year. Report all four fields on that basis.

Example 2: Student originally was expected to enroll for a nine-month academic year. The student, however, did not return to school after the fall term. In this case, the institution may decide either to:

- A. Not make any changes to these four fields. However, report enrollment status and financial aid disbursement amounts accurately for all terms. Remember that accurate alignment of Need Duration to the actual term-by-term enrollment status will generate fewer follow up contacts from WSAC.
or,
- B. Adjust all four fields in order to align with the actual term-by-term enrollment status.

Cost of Attendance

The estimated student budget upon which the Need Amount was calculated. Include tuition, fees, books and supplies, and living, personal, and transportation expenses. The Cost of Attendance should be consistent with the number of months reported in the Need Duration.

NOTE: Include the full-assessed tuition amount to calculate and report in the URR the true Cost of Attendance (COA) for recipients of WCG, CBS, and other need-based assistance. The full-assessed tuition amount is what the student is, or would be, assessed before any tuition waiver(s) have been applied. This formula is required for the 2022-23 URR. See the 2022-23 Washington College Grant/College Bound Scholarship program manual, Chapter 2, page 27, Cost of Attendance (COA) and Tuition Waivers.

Expected Family Contribution

The Expected Family Contribution (EFC) usually will be the Federal Methodology (FM) calculation produced by the U.S. Department of Education based on the 2022-23 FAFSA or WASFA (uses a FAFSA-like computation but is not processed through the US Department of Education). If a financial aid administrator has made a professional judgment decision to adjust the FM EFC, they must submit those corrections through either the federal processor or through the WASFA and then report the adjusted EFC amount as calculated on the FAFSA or WASFA. This should be consistent with the number of months reported in the Need Duration. This is a required field if reporting any of the following other items for a student: Family Income, Need Amount, or Need Duration.

NOTE: If an institution also calculates an Institutional Methodology (IM) expected family contribution that differs from the FM EFC, report the FM rather than the IM amount as the EFC.

For Dependent Students: Base the expected family contribution on the information reported by the student and the student's parent(s) on the FAFSA or WASFA.

For Independent Students: Base the expected family contribution on the information reported by the student and the student's spouse, if applicable, on the FAFSA or WASFA.

Need Duration

The number of months for which the Need Amount was calculated and the Cost of Attendance was determined. For example, if a student's need amount and cost of attendance were based on nine months, the figure '9' would be reported. This is a required field if reporting any of the following other items for a student: Family Income, Expected Family Contribution, or Need Amount.

Report the Need Duration as an integer from 1-12.

Need Amount

The amount of need used to determine the student's eligibility. This should equal the Cost of Attendance minus the Expected Family Contribution (EFC). This is a required field if reporting any of the following other items for a student: Family Income, Expected Family Contribution, or Need Duration.

$$\begin{array}{r}
 \text{Cost of Attendance} \\
 - \text{Expected Family Contribution} \\
 = \text{Need Amount}
 \end{array}$$

If the above calculation results in a negative number, report the Need Amount as zero ('0'). WSAC will adjust the URR to reflect a zero ('0') for any Need Amount reported as a negative number.

Reporting Term Enrollment and Financial Aid for Five Terms

Report enrollment and financial aid received on a term-by-term basis. When preparing the CSV file, follow the sample file format, which replaces the word 'Term' with 'Summer 1,' 'Fall,' etc. for all fields for all five terms.

- Summer 1
- Fall
- Winter
- Spring
- Summer 2

For students for whom data is required on the URR, report term enrollment statuses and financial aid received for all five terms. For any terms that students did not enroll, be sure to report the TermEnrollmentStatus as '0' or 'Not enrolled.' For any terms that students did not receive aid, be sure to report '0' for each aid program.

For some institutions, the academic year may cover the July 2022–June 2023 timeframe. For others, it may more closely represent the dates of August 2022–July 2023. In most cases, it will not exceed 12 months. If you are reporting assistance for students who did not submit a FAFSA or WASFA, use the same timeframe for these students as you use for FAFSA or WASFA filers.

NOTE: The URR checks to ensure that a positive enrollment status (any status except for '0' or 'Not enrolled') is reported for each term that aid was reported on a student record, excepting certain work programs (e.g., State and Federal Work Study, and work force training funds, which allow for payment during a non-enrolled term, such as Summer). This error is overrideable.

Quarter and Semester Term Institutions

Most institutions will use either the Summer 1 term or the Summer 2 term, but not both. For the term that is not used, either '0' or 'Not enrolled' should be input for the term enrollment status.

Quarter institutions will use fall, winter, spring, and appropriate summer terms for the reporting of financial aid recipients.

Semester institutions normally will use fall, spring, and appropriate summer terms for the reporting of financial aid recipients. If the student received disbursement of specific grant, scholarship, or loan assistance for the short period between the fall and spring semester, report as fall, winter, or spring term financial aid based on institution reporting preferences. If there was specific Federal Work Study, State Work Study, or Institutional

Employment awarded for the time between fall and spring terms, you may report it as winter term.

Each institution with a **summer enrollment** period (typically between May and August) should report summer aid disbursements as a “leader” institution or as a “trailer” institution based on federal program rules. Institutions should report financial aid disbursed under “leader” rules as ‘Summer 1’ assistance. Institutions should report financial aid disbursed under “trailer” rules as ‘Summer 2’ assistance. If an institution has more than one summer term during the same summer, combine and report the financial aid and term enrollment status as a single summer term.

Example 1: A student at a “trailer” institution received financial aid for two short summer sessions in 2023, based on the 2022-2023 FAFSA or WASFA. The student received financial aid for 6 credits the first summer session (mid-May to late June) and received financial aid for another 6 credits the second summer session (early July to mid-August). Report all aid as ‘Summer 2’ with the student’s enrollment status as full-time. ‘Summer 1’ enrollment and all financial aid fields will be ‘0’.

Example 2: A student at a “header” institution received financial aid for the summer 2022 term based on the 2022-2023 FAFSA or WASFA. At the time of the URR submission, the student also received financial aid for the summer 2023 term (based on a 2023-2024 FAFSA or WASFA). Report aid received during the summer of 2022 as ‘Summer 1’. Report ‘Summer 2’ enrollment status and corresponding financial aid fields as ‘0’. (Note: In this case, report the 2023 summer enrollment and aid received on the 2023-2024 URR.)

Combination of leader and trailer awards: If your institution awarded some programs under leader rules and other programs under trailer rules, report leader awards in Summer 1 and report trailer awards in Summer 2.

Continuous Enrollment Credit Hour Institutions and Clock-Hour Institutions

Some clock-hour institutions do not divide their school year into academic terms. These institutions should report each student’s enrollment status and financial aid received in each of the five time periods. Each term should represent approximately 10 weeks. Base the reporting periods on when the majority of enrollment occurred.

The terms and dates reported should be consistent with the information reported for WCG in the CSAW portal application for the 2022-2023 year.

Term Date Ranges for Clock-Hour Institutions

These reflect the same date ranges that appeared in the 2022-2023 WCB/CBS manual.

Term	From	To
Summer 1	July 1, 2022	September 11, 2022
Fall	September 12, 2022	November 22, 2022
Winter	November 23, 2022	February 5, 2023
Spring	February 6, 2023	April 18, 2023
Summer 2	April 19, 2023	June 30, 2023

Term Enrollment Status

Report enrollment based upon the student's status or scheduled clock hours at the time of financial aid disbursement or a fixed date such as the tenth day of enrollment.

Undergraduate Enrollment Status: Use the following codes for reporting enrollment status by number of undergraduate credits or scheduled clock hours per term.

Undergraduate Enrollment Status	Credits	Scheduled Clock Hours	URR Codes
Not Enrolled	n/a	n/a	'0' or 'Not enrolled'
Full-Time	12 or more	300 or more	'1' or 'Full time'
Half-Time	6–8	150–224	'2' or 'Half time'
Three-Quarter Time	9–11	225–299	'3' or '3/4 time'
Less Than Half-Time	Less than 6	Less than 150	'5' or '< Half time'

Graduate Student Enrollment Status: Use the following table for reporting enrollment status based on the institution's definition of enrollment status for graduate students.

Graduate Enrollment Status	URR Codes
Not Enrolled	'0' or 'Not enrolled'
Full-Time	'1' or 'Full time'
Half-Time	'2' or 'Half time'
Three-Quarter Time	'3' or '3/4 time'
Less Than Half-Time	'5' or '< Half time'

Reporting of Financial Aid Received

Use whole dollar amounts—no decimals and no dollar signs (\$)—when reporting financial aid disbursements or funds received.

Do not report aid from one program in multiple URR fields. If there are two or more possible fields to report in, choose one or contact unitrecord@wsac.wa.gov for assistance.

For each aid program listed below, report for the five terms. Indicate '0' for all terms that a student did not receive specified aid. Do not leave any fields blank.

Consistency with other WSAC Reporting: WSAC will compare information provided in the URR for programs such as WCG, CBS, and Passport to College on a recipient basis with information submitted in CSAW and other WSAC reports.

Generally, the total funds reported for each recipient should be the same for all of the reports. For any difference of greater than \$10 per student, institutions will need to either reconcile the reports or provide an override explanation.

Federal Aid Programs

Federal Pell Grant

The amount of Federal Pell Grant funds received by the student.

Federal SEOG

The total amount of Federal SEOG funds received by the student. Include federal and institutional match awards.

Federal TEACH Grant

The amount of Federal TEACH Grant funds received by the student.

Federal Nursing Scholarships

The amount of federal scholarships and grants received by the student for nursing and other health professional training.

Federal Work Study

The student's gross Federal Work Study compensation. Include federal, employer, and institutional shares, and include all employers, both on- and off-campus earnings.

For institutions reporting fall and spring semesters, include any earnings received between the terms as either fall or spring term. Do not report this aid type as winter term aid unless there was a specific award made for the winter term.

There are two options for reporting work study earnings:

Actual Term Earnings: Institutions may report actual gross term earnings based upon monthly cutoff dates or institutional payroll dates. For example, a semester institution may report all September–December earnings as fall term aid and January–May earnings as spring term aid (with '0' reported for winter aid). Quarter institutions may report September–December earnings for fall term, January–March earnings for winter term, and April–June earnings for spring term.

Average Term Earnings: Institutions may report average gross term earnings over the academic year for all terms for which the student had an Enrollment Status of half-time or higher. For example, if a student received \$3,261 in earnings at a semester institution over the course of an academic year, you may report \$1,631 as fall term earnings and \$1,630 as spring term earnings.

Federal Nursing Health Loans

The amount of any Federal Nursing Student Loan or federal health professions student loan funds received by the student.

Federal Direct Subsidized Loans

The total gross amount borrowed by the student, including fees, from the Federal Direct Subsidized Loan program. Note: This amount may not be the amount requested on the application form. Another name for this program is the Federal Stafford Subsidized Loan.

Federal Direct Unsubsidized Loans

The total gross amount borrowed by the student, including fees, from the Federal Direct Unsubsidized Loan program. Note: This amount may not be the amount requested on the application form. An alternate name for this program is the Federal Stafford Unsubsidized Loan.

Federal Parent PLUS Loans

The total gross amount borrowed by the student's parent(s), including fees, from the Federal Parent PLUS Loan program. Note: This amount may not be the amount requested on the application form.

Federal Grad PLUS Loans

The total gross amount borrowed by the student, including fees, from the Federal Grad PLUS Loan program. Note: This amount may not be the amount requested on the application form.

State Aid Programs

WA College Grant (WCG)

The amount of WCG funds received by the student. The amount reported normally should be the same amount reported in CSAW.

WCG Apprenticeship

There should be no amount reported in this category for 2022-23. Funds received by the student for WCG Apprenticeship should be reported in WA College Grant field for 2022-23.

WCG Bridge

The amount of WA Bridge Grant funds received by the student. The amount reported normally should be the same amount reported in CSAW. **Correct program name is WA Bridge Grant, which will be updated in next year's 2023-24 URR.**

College Bound Scholarship (CBS)

The amount of College Bound Scholarship funds received by the student. The amount reported normally should be the same amount reported in CSAW.

Passport to College Scholarship

The amount of Passport to College Scholarship funds received by the student. In the unusual circumstance that an incentive grant was used to enhance a student's financial aid award, the incentive grant portion must be reported separately as financial aid received by the student in the Passport to College Incentive Grant field of the URR (see below).

For example, if the student received a \$5,000 Passport to College Scholarship and a \$500 incentive grant payment, the institution should report on the URR that the student received \$5,000 in the Passport to College Scholarship field(s) and separately report \$500 in the

Passport to College Incentive Grant field(s). Do not report these two award types as a combined program amount. The amount reported as Passport to College Scholarship normally should be the same amount reported in CSAW for PTC.

Passport to College Incentive Grant

The amount of Passport to College Incentive Grant funds disbursed to the institution that is received by the student as a direct financial aid.

For example, if the student received a \$5,000 Passport to College Scholarship and a \$500 incentive grant payment, the institution should report the \$500 incentive grant portion in the Passport to College Incentive Grant field(s).

National Guard Grant

The amount of National Guard Grant funds received by the student. The National Guard Grant awards are matched to the payment system in the Portal.

WAVE (Washington Award for Vocational Excellence)

The amount of Washington Award for Vocational Excellence (WAVE) funds received by the student. The WAVE awards are matched to the program payment system in the Portal.

Alternative Routes for Teaching Certification

The amount of state funded Alternative Routes received by the student. There is a potential for loan repayment if required conditions are unmet. Formerly reported as TeacherConditionalScholarshipPrograms.

Paraeducator (also known as Pipeline for Paraeducators Conditional Scholarship)

The amount of state funds received by the student for the Pipeline for Paraeducators program. There is a potential for loan repayment if required conditions are unmet. Formerly reported as TeacherConditionalScholarshipPrograms.

Teacher Shortage Conditional Scholarship

The amount of Teacher Shortage Conditional Scholarship funds received by the student. There is a potential for loan repayment if required conditions are unmet. Formerly reported as TeacherConditionalScholarshipPrograms.

Teacher Grant Programs

The amount of state-funded teacher grants received by the student. Grants do not include terms of potential for repayment for receipt of funds. Examples include the Student Teaching Grant and the Teacher Endorsement and Certification Help program (Teacher Endorsement, or the state TEACH program; this is not the federal TEACH Grant).

WSOS BA Scholarship (formerly Opportunity Scholarship)

The amount of WSOS BA Scholarship funds received by the student. This program also used to be known as the Washington State Opportunity Scholarship. Washington STEM administers the program through the 501 Commons organization.

WSOS Career Technical Scholarship

The amount of WSOS Career and Technical Scholarship funds received by the student, including awards for the Rural Jobs Initiative (RJI), a subprogram within the Career and Technical Scholarship program. Washington STEM administers the program through the 501 Commons organization.

WSOS Graduate Scholarship

The amount of WSOS Graduate Scholarship funds received by the student. Washington STEM administers the program through the 501 Commons organization.

SBCTC Opportunity Grant

The amount of State Board for Community and Technical Colleges (SBCTC) Opportunity Grant funds received by the student. Note: This grant is available only to students attending community and technical colleges and select private career institutions.

Other State Funded Gift Assistance

The amount of other state scholarships and grants received by the student (e.g., Global Opportunity Grants [applies to UW only], Early Achievers Opportunity Grants, Washington Scholars, and the American Indian Endowed Scholarship), that are not included in another state aid category.

Do not report family-purchased [Guaranteed Education Tuition](#) (GET) fund distributions in the Unit Record Report.

On-Campus State Work Study

The student's gross on-campus State Work Study compensation. Include state and institutional share.

For institutions reporting fall and spring semesters, include any earnings received between the terms as either fall or spring term. Do not report this aid type as winter term aid unless there was a specific award made for the winter term.

There are two options for reporting work study earnings:

Actual Term Earnings: Institutions may report actual gross term earnings based upon monthly cutoff dates or institutional payroll dates. For example, a semester institution may report all September–December earnings as fall term aid and January–May earnings as spring term aid (with '0' reported for winter aid). Quarter institutions may report September–December earnings for fall term, January–March earnings for winter term, and April–June earnings for spring term.

Average Term Earnings: Institutions may report average gross term earnings over the academic year for all terms for which the student had an Enrollment Status of half-time or higher. For example, if a student received \$3,261 in earnings at a semester institution over the course of an academic year, that could be reported as \$1,631 fall term earnings and \$1,630 spring term earnings.

Off-Campus State Work Study

The student's gross off-campus State Work Study compensation. Include state and off-campus employer share.

For institutions reporting fall and spring semesters, include any earnings received between the terms as either fall or spring term. Do not report this aid type as winter term aid unless there was a specific award made for the winter term.

NOTE: The same two options for reporting earnings are available (see On-Campus section above).

If the institution acts as the employer of record and the student works off campus, it is preferable to report earnings as off-campus State Work Study. If accounting constraints do not permit recording of earnings as off-campus, report the earnings as on-campus State Work Study.

WorkForce Training Funds

The amount of Worker Retraining Program funds received by the student. Also include Work-Based Learning Tuition Assistance Funds and Basic Food Employment & Training (BFE&T) dollars in this category.

Institutional Aid Programs

Need-Based Institutional Gift Aid

The amount of all institutional grants, scholarships, and/or waivers awarded solely or partially based on need.

Report institutional scholarships, grants, and waivers awarded only based on merit or other non-need-based criteria as Non-Need Based Institutional Gift Aid.

- For WCG and CBS recipients, report all need-based tuition waivers in this category of the URR. The institution must ensure that student COAs reported include the true cost of tuition (that is, the full assessed tuition amount before the waiver is applied). This data is required for the 2022-23 URR.
- For recipients of other need-based aid who did not receive WCG or CBS, report any need-based tuition waiver(s) in this category of the URR and, whenever possible, the full-assessed tuition amount is to be included in the COA.

Non-Need Based Institutional Gift Aid

The amount of institutional scholarships, grants, and/or waivers received by the student not based on a review of the 2022-23 FAFSA, WASFA, or other need determination.

Report institutional grants, scholarships, and waivers awarded solely or partially based on need as Need-Based Institutional Gift Aid.

- For WCG and CBS recipients, report all non-need-based tuition waivers in this category of the URR. The institution must ensure that the student's reported COA includes the true cost of tuition (that is, the full assessed tuition amount before the waiver is applied). This data is required for the 2022-23 URR.
- For recipients of other need-based aid who did not receive WCG or CBS, report any non-need-based tuition waiver(s) in this category and, whenever possible, the full-assessed tuition amount is to be included in the COA.
- Do not report in the URR a student who received non-need-based tuition waiver(s) but did not receive any need-based financial assistance.

Institutional Employment

The student's gross non-work study institutional employment earnings (on- or off-campus) if the employment was included as part of the financial aid package.

Also, include WorkFirst work study funds and any amounts from the institutional aid fund distributed as institutional employment.

Do not include earnings reported as Federal Work Study or State Work Study.

For institutions reporting fall and spring semesters, include any earnings between the terms as either fall or spring term. Do not report this aid type as winter term aid unless there was a specific award made for the winter term.

Institutional Loans

The amount of all institutional loans disbursed to the student. Do not include "short term" or "emergency" loans generally repaid within a few months. Report only those students who have also received other need-based assistance.

Other Financial Aid Programs

For any additional conditional, private, or other loans not reported elsewhere, report the loan amount received by the student in one of the next three categories. Choose the category that fits best.

Conditional Loans

The amount of scholarships, grants, and loans received by the student and not reported elsewhere that have the potential for loan repayment if required conditions are unmet.

Private Loans

The amount of PREP loans, community foundation loans, and all other private loans received by the student and not reported elsewhere.

Other Loans

The amount of Canadian, Micronesian, Alaska Student Loans, and other agency or government loans received by the student and not reported elsewhere, such as the Aerospace Loan Program (ALP).

Outside Scholarships

The amount of known outside or private scholarship funds received by the student.

Include National Merit, employer-funded tuition assistance, company, service club, and any other private scholarships or grants not reported elsewhere.

Scholarships funded by the institution's foundation or endowment should be reported as either Need-Based Institutional Gift Aid or Non-Need Based Institutional Gift Aid.

VA Benefit

Report in this field the amount of Veterans waivers or benefit programs received by the student that reduce cost of attendance (COA). Veterans programs that do not affect the need calculation (i.e., [Chapter 31 and 33](#)) are not reportable.

Other Agency Assistance

The amount of scholarships and grants received by the student from other agencies or government sources not reported elsewhere.

Include the WA Vaccine Incentive Scholarship ("Shot of a Lifetime" program), Department of Labor and Industries, Services for the Blind, Workforce Investment Act, Vocational Rehabilitation, AmeriCorps Education Award, Bureau of Indian Affairs (BIA), Reserve Officers' Training Corps (ROTC), federal scholarships for TRIO students, federal Education and Training Vouchers (ETV), federal Child Care Access Means Parents In School (CCAMPIS) funds awarded to student, and other agency assistance.

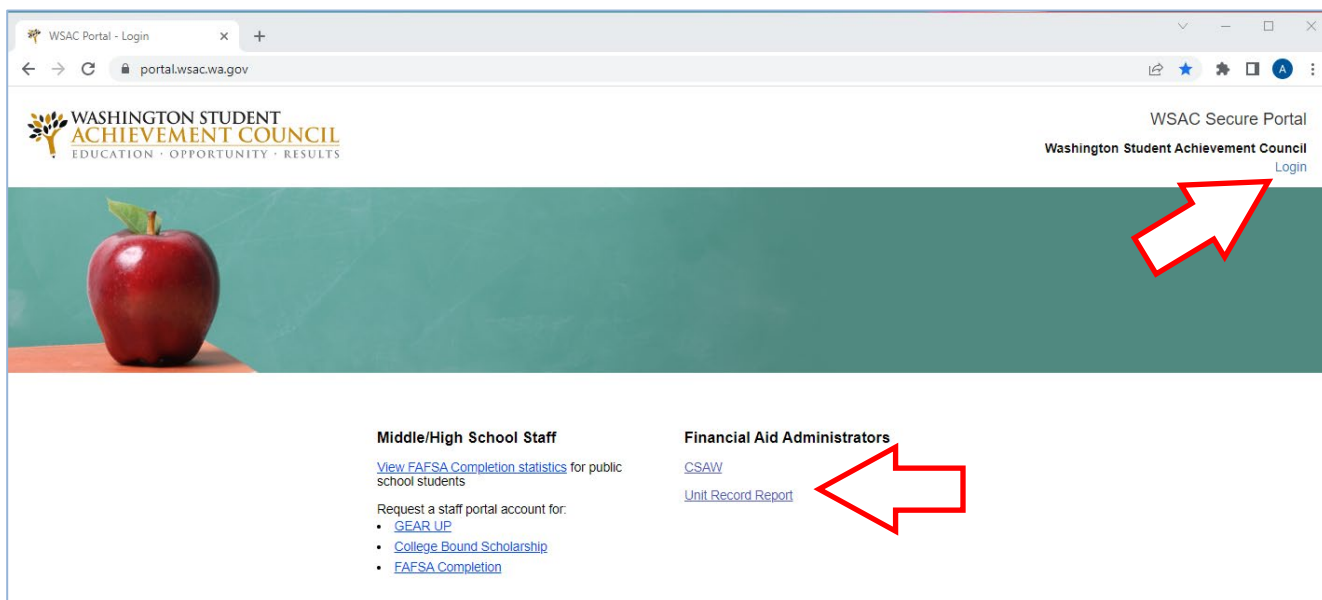
CHAPTER 3 – REPORTING APPLICATION USER’S GUIDE

This section provides instructions for the Portal-based URR 3.0 application used to create and submit your institution’s URR to WSAC.

Portal Log-In and Two-Factor Authentication

The URR application is located on WSAC’s Portal website: <https://portal.wsac.wa.gov/>.

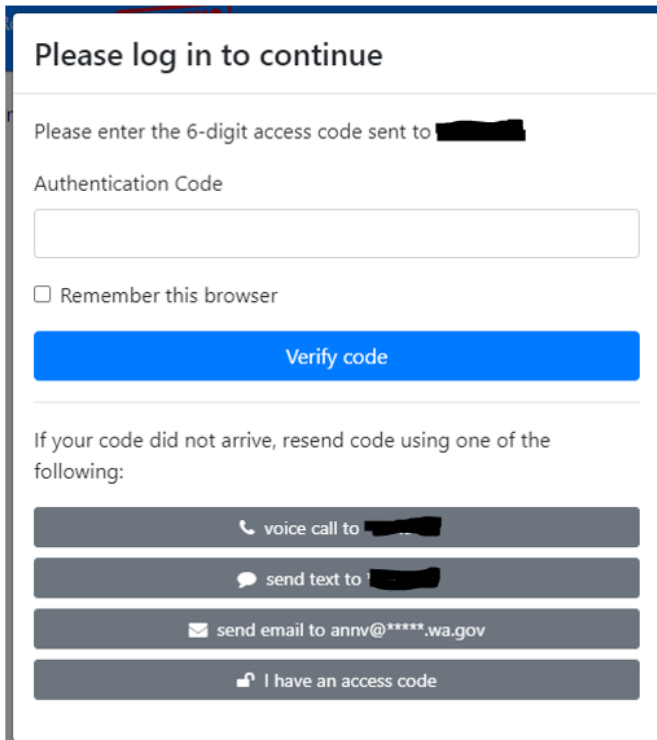
Click “Login” or click “Unit Record Report” under the Financial Aid Administrators heading. If you do not have access to the Portal, contact WSAC staff at unitrecord@wsac.wa.gov.



The Login screen will pop-up. Enter your Username and Password and click “Login.”

A screenshot of the 'Portal Login' form. At the top is the Washington Student Achievement Council logo. Below the logo, the text 'Portal Login' is centered. There are two input fields: 'Email' and 'Password'. Below the 'Password' field is a link that says 'Forgot your password?'. At the bottom of the form is a blue 'Login' button and a link that says 'Need help?'.

Users will encounter the secondary screen, below, which asks for an access code. WSAC uses two-factor authentication as a security feature before Users can log into the system.



Please log in to continue

Please enter the 6-digit access code sent to [REDACTED]

Authentication Code

☐ Remember this browser

Verify code

If your code did not arrive, resend code using one of the following:

- voice call to [REDACTED]
- send text to [REDACTED]
- send email to annv@****.wa.gov
- I have an access code

The access code is sent to the User's authorized email address (more later about changing this). Retrieve the access code from your email box, enter the authentication code in the field provided, click "Remember this browser," and then "Verify code." If the email containing the code doesn't appear in your mailbox, check your "Junk" or "Spam" folder.

Clicking the "Remember this browser" box permits the Portal to retain the User's authentication for 36 hours to allow the User to log in and out without the need to reauthenticate during that time period.

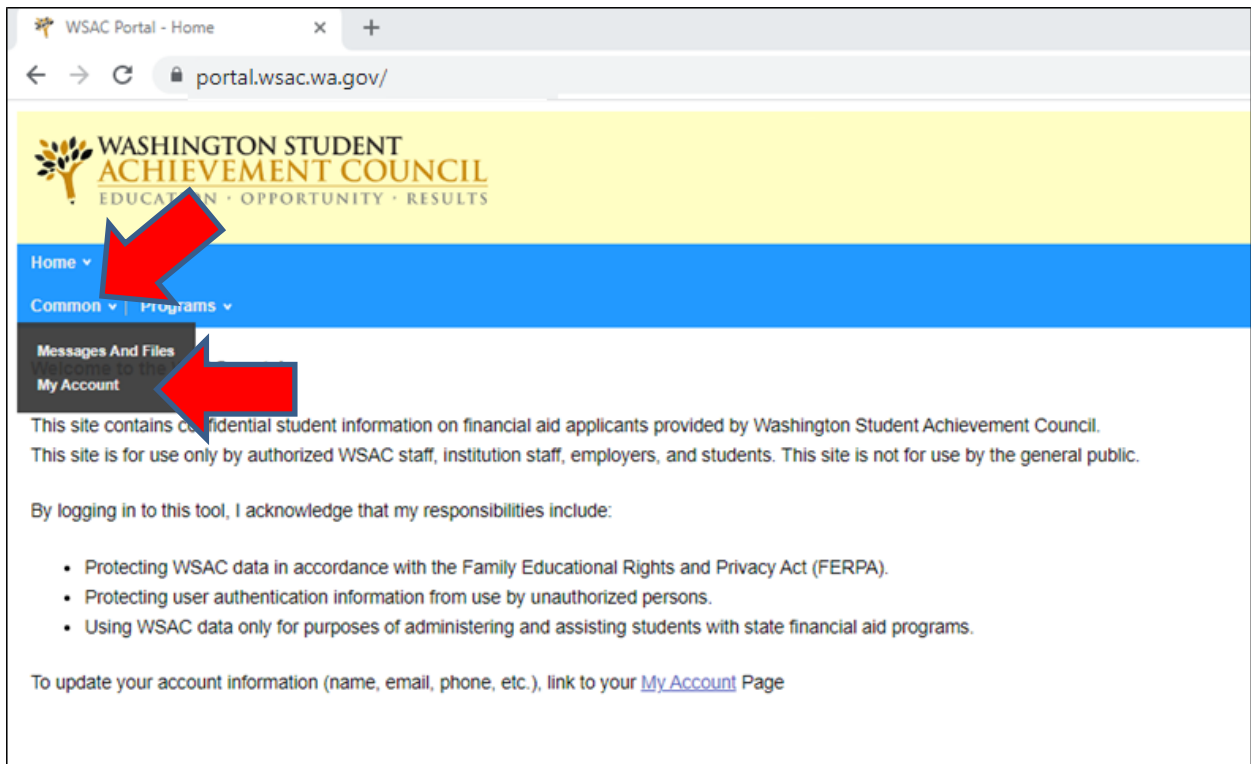
After five failed login attempts, the Portal will lock out the User for a set period of time. Wait 15 minutes before attempting another login. If still unable to log in after 15 minutes, contact WSAC URR staff for a password reset.

Resetting the Two-Factor Authentication Notification Method

WSAC recommends that Users change the default notification method used by the Portal to provide the access code.

The initial default method sends the access code to the Username email address. This generally works unless the user is away from the regular workstation without access to the work mailbox, or if the user plans to work in PortalTraining. The PortalTraining two-factor authentication initially defaults to the method set in the active Portal, however, email notification is disabled in PortalTraining as it is not a live production site, and the access code will not be sent by email.

To change the method by which the User receives the access code, log into the live production Portal site and click on “Common” under the “Home” menu, then click “My Account.” Remember that any changes made in the Portal require overnight processing before they are effective in PortalTraining.



This will open the User’s account information screen, which appears as follows:

My WSAC portal account

Login

Email
[Redacted] [update](#)

This email is used to sign in, and can be used to verify your account.

Phone
Not configured [update](#)

This phone number can be used to verify your account via automated call or text message.

☐ Remember this browser

[Change password](#) [Connect authenticator app](#)

Personal Information

Depending on how your account was created, some personal information may be pre-filled from different data sources, such as FAFSA applications or forms filled out on the WSAC portal. You are welcome to update inaccurate or outdated information.

Name
[Redacted] [update](#)

Pronouns
None [update](#)

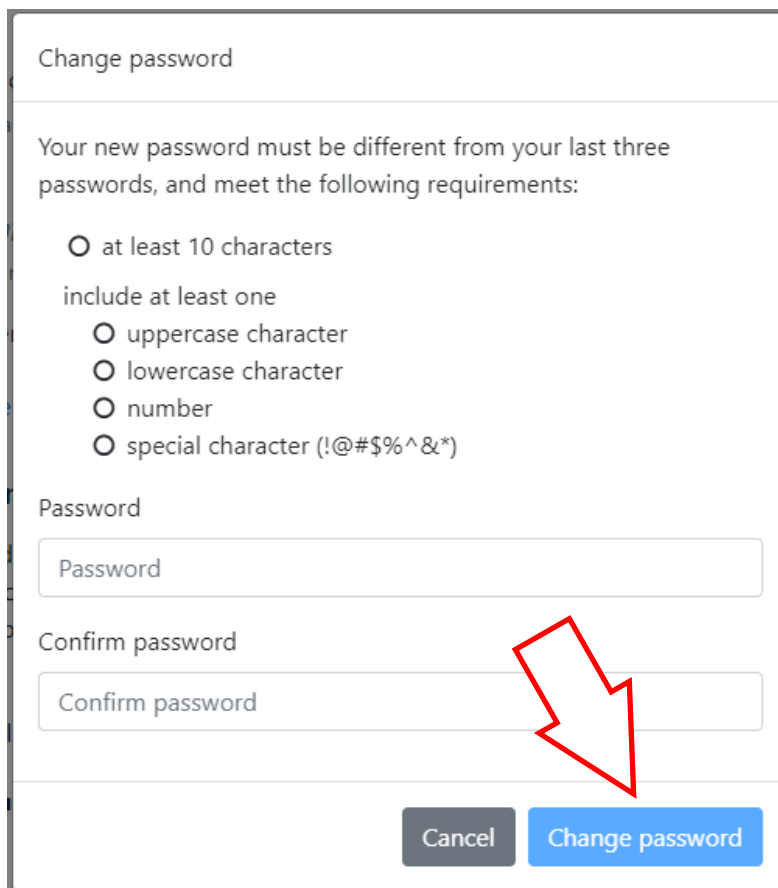
There are four options available to receive the access code:

- Email (this option is not functional in PortalTraining)
- Text to a cell phone
- Automated voice call to a cell or land line
- Authenticator app

Click “update” next to “Phone” and a field will open to enter a cell phone number (for text or automated calls) or a land line number (for automated calls only). Move the slider to turn on “Remember this browser.” Select “text” or “automated call” in the secondary login box to begin receiving access codes by that preferred method.

If the User prefers to use an authenticator application, click “Connect authenticator app” and follow the prompts to set up that delivery method. Remember to click “Remember this browser.”

You may also update your email address and Password on this page. Click “Change password” to open that screen:



Change password

Your new password must be different from your last three passwords, and meet the following requirements:

- ☐ at least 10 characters
- include at least one
 - ☐ uppercase character
 - ☐ lowercase character
 - ☐ number
 - ☐ special character (!@#\$%^&*)

Password

Confirm password

Cancel Change password

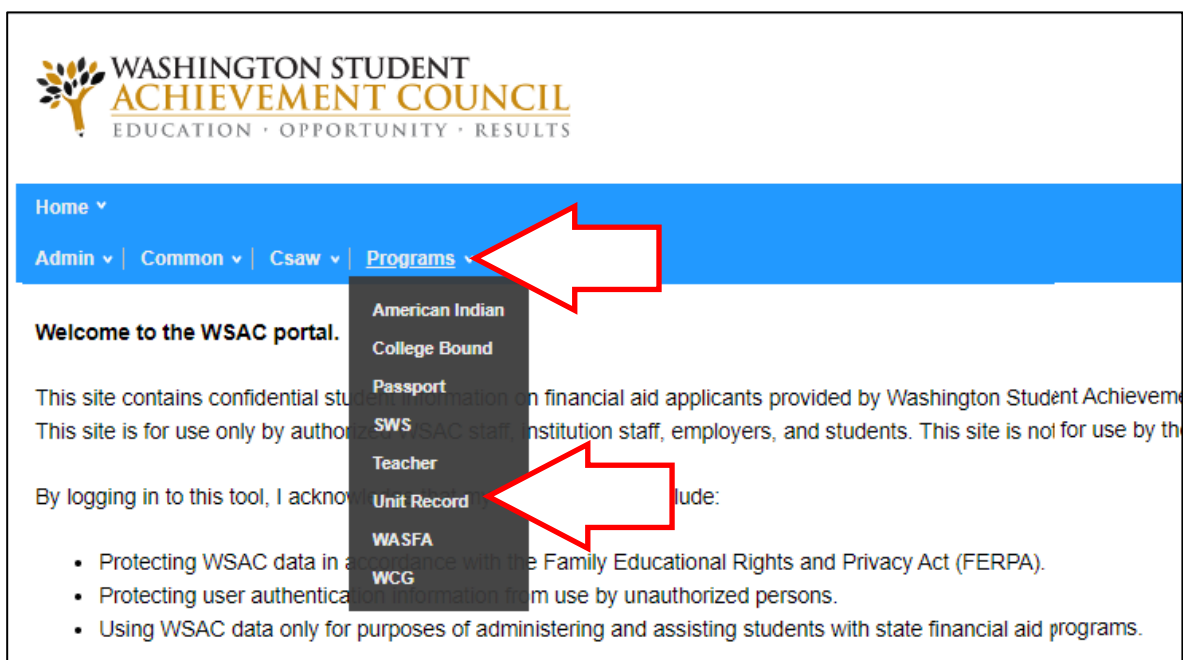
Begin typing your new password in the field, and the requirements will auto-check as you meet each criterion for a valid password. Confirm the new password by re-typing in the second field, then click “Change password.”

Accessing the Portal Application

This section begins with an overview of the application and continues with step-by-step instructions.

Under the “Programs” menu, click “Unit Record.”

NOTE: Your menu may have different menu options depending on the programs you have permission to access. If “Unit Record” does not appear in your menu, contact WSAC staff at unitrecord@wsac.wa.gov.



The User will encounter the following “Welcome” screen upon the first URR login for the year. The User also may download a copy of the blank .csv template here, if necessary, to create the upload file.

Notice the Navigation bar, which will inform the User in which step of progression toward URR submission the User is. If the URR file was uploaded during an earlier Portal session, the User will be taken directly to the appropriate status screen upon login.

Welcome to Unit Record 3.0!

Updates include:

- Faster uploads and error processing
- Bulk override capabilities
- A more modern look and feel
- A comparison chart between the Unit Record Report, the student's FAFSA/WASFA, and data reported in other applications (i.e. CSAW)



6160 - Test School



2022-2023



Add a Note or Send us an Email

Upload

Errors

Review

Submit

Upload an Excel (or CSV) file with unit record information for your students (**large CSV files (over 10MB) should be zipped before uploading**).

Note: During the upload, unit records will be created for students not included in this report, but who have award data on file (from CSAW or another reporting application)

Download the template [here](#).

Choose File


Browse

Start Upload

Create Record Manually

Uploading Data from an Initial File

From the “Welcome” screen, click the “Browse” button to find the file that you want to upload.



[Add a Note](#) or [Send us an Email](#)

[Upload](#)
[Errors](#)
[Review](#)
[Submit](#)

Upload an Excel (or CSV) file with unit record information for your students (**large CSV files (over 10MB) should be zipped before uploading**).


Note: During the upload, unit records will be created for students not included in this report, but who have award data on file (from CSAW or another reporting application)

Download the template [here](#).

[Create Record Manually](#)

Be sure to select a file saved in .csv format; then, click the “Start Upload” button.

CAUTION: Upload of a new file will overwrite existing data, if any, and affect errors already overridden.



[Add a Note](#) or [Send us an Email](#)

[Upload](#)
[Errors](#)
[Review](#)
[Submit](#)

Upload an Excel (or CSV) file with unit record information for your students (**large CSV files (over 10MB) should be zipped before uploading**).

Note: During the upload, unit records will be created for students not included in this report, but who have award data on file (from CSAW or another reporting application)

Download the template [here](#).

[Create Record Manually](#)

The upload process will be rapid, depending on file size. Users will receive a “Successfully Uploaded”, or a “File Error” message if there are “critical errors,” as shown below.

Upload **Errors** **Review** **Submit**

⚠ This file cannot be saved due to errors. Please correct your file and resubmit.

Row Errors

- Row 3987 Field IsStateResident: " is an invalid value
- Row 3987 Field RejectedIsirWasfa: " is an invalid value
- Row 3988 Field IsStateResident: " is an invalid value
- Row 3988 Field RejectedIsirWasfa: " is an invalid value

Download Errors **Try Again**

If the file did not upload due to a File Error, click the “Download Errors” button to download the .csv file that lists the errors that must be corrected. Then click the “Discard File” button, which will delete the file and return the User to the “Welcome”/Upload screen. Make the necessary corrections to the file before attempting to upload the revised file.

Then click “Confirm Discard.”

[Add a Note](#) or [Send us an Email](#)

Upload ✓ **Errors** **Review** **Submit**

Successfully Uploaded ✓

Students reported to date: ⓘ

Year in School	Count
Freshman/1st Year	2
Sophomore/2nd Year	2
Junior/3rd Year	2
Senior/4th Year	2
Graduate	1
Other	1
Total	10

Confirm Discard **Cancel**

Generally not recommended: If you need to start over from scratch, the entire Upload files can be fully discarded from the URR Portal at any time during the editing process. From the “Upload” screen, click “Delete All URR Data,” then upload a new file.

Successfully Uploaded ✓

Search Students Add File Add Record

Students reported to date: ⓘ

Year in School	Count
Freshman/1st Year	22
Sophomore/2nd Year	8
Junior/3rd Year	6
Senior/4th Year	4
Unclassified/5th Year	3
Graduate	23
Other	278
Total	344

Delete All URR Data Download Report Continue

Editing Student Records

If the file uploads successfully, Users will see the “Successfully Uploaded” message. Verify that the number of student records uploaded and Year In School distribution matches your institutional records.

NOTE: WSAC now adds records to be edited by the institution for those students that the school did not include a record in the URR upload file but for whom WSAC has existing award data in CSAW or other reporting applications for the year. These records will generate errors that will require the User to fill in missing data. If the record legitimately represents a student for whom the institution will be returning funds to WSAC and no other reportable programs exist, enter explanation(s) in the Override Reason fields for the Errors, where applicable. Those records will be deleted from the URR by WSAC after refunds are returned and URR submission has been finalized.

Upload

Errors

Review

Submit

Successfully Uploaded

Search Students

Add File

Add Record

Students reported to date:

This may include students not reported on the unit record, but who have award data on file (via CSAW or another reporting application)

Freshman/1st Year	2
Sophomore/2nd Year	2
Junior/3rd Year	2
Senior/4th Year	2
Graduate	1
Other	1
Total	10

Delete All URR Data

Download Report

Continue

If the Year in School counts are correct after reviewing the categories and total, click the “Continue” button. If the data does not match, click the “Delete All URR Data” button and upload a corrected file.

Upload

Errors

Review

Submit

Successfully Uploaded

Search Students

Add File

Add Record

Students reported to date:


Year in School	Count
Freshman/1st Year	2
Sophomore/2nd Year	2
Junior/3rd Year	2
Senior/4th Year	2
Graduate	1
Other	1
Total	10

Delete All URR Data

Download Report

Continue

Clicking “Continue” will initiate error processing for the uploaded records:



The Errors screen(s) list the student records containing errors, the error type, and whether the error is Overrideable, Must Fix (non-overrideable), or Informational.

- **“Overrideable”** means the error must be corrected or an override explanation must be entered on the student record.
- Errors labeled **“Must Fix”** are Non-overrideable and must be corrected in the student record before the User can move forward to complete submission of the Unit Record to WSAC.
- **“Informational”** may or may not require correction depending on circumstance. Review and make adjustment, as needed, to ensure accurate reporting. For example, if “Total Need Based Aid Exceeds the Reported Need Amount” is an overaward situation, adjust the student’s aid in the URR and enter override note that overawarded funds will be returned, or correct COA and/or EFC; if appropriate, with an override comment. Some Informational errors do not require adjustment, such as an accurately reported Date Of Birth outside the standard range.

Unit Record Errors

26 errors (26 overrideable - 0 must fix - 0 overridden - 0 informational)

Override Reason

Override Reason

Override 0 errors Delete 0 overrides

Status: All

Error Type: View All Error Types

Search: Search errors by all fields

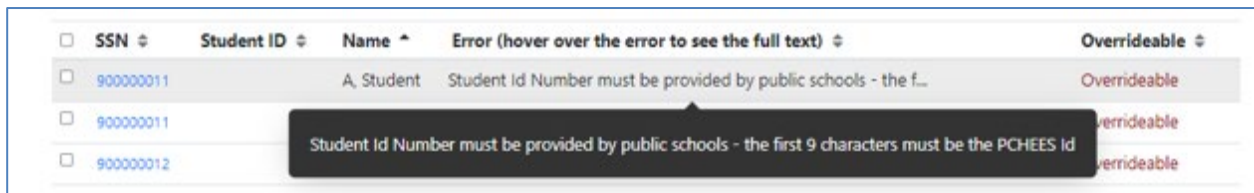
Page 1 of 3

Show 10

Download 26 Results to CSV

SSN	Student ID	Name	Error (hover over the error to see the full text)	Overrideable
900000011	A, Student	Student Id Number must be provided by public schools - the f...	Overrideable	
900000011	A, Student	Summer1 term Enrollment Status cannot be Not Enrolled when S...	Overrideable	
900000012	Student	Student Id Number must be provided by public schools - the f...	Overrideable	
900000013	C, Student	Student Id Number must be provided by public schools - the f...	Overrideable	
900000014	D, Student	Cost Of Attendance minus EFC does not equal Need	Overrideable	
900000014	D, Student	Student Id Number must be provided by public schools - the f...	Overrideable	
900000015	E, Student	Need Amount cannot exceed Cost of Attendance	Overrideable	
900000015	E, Student	Cost Of Attendance minus EFC does not equal Need	Overrideable	
900000015	E, Student	Student Id Number must be provided by public schools - the f...	Overrideable	
900000016	F, Student	Cost Of Attendance minus EFC does not equal Need	Overrideable	

The full text of the error message is viewable by hovering the cursor over the message:

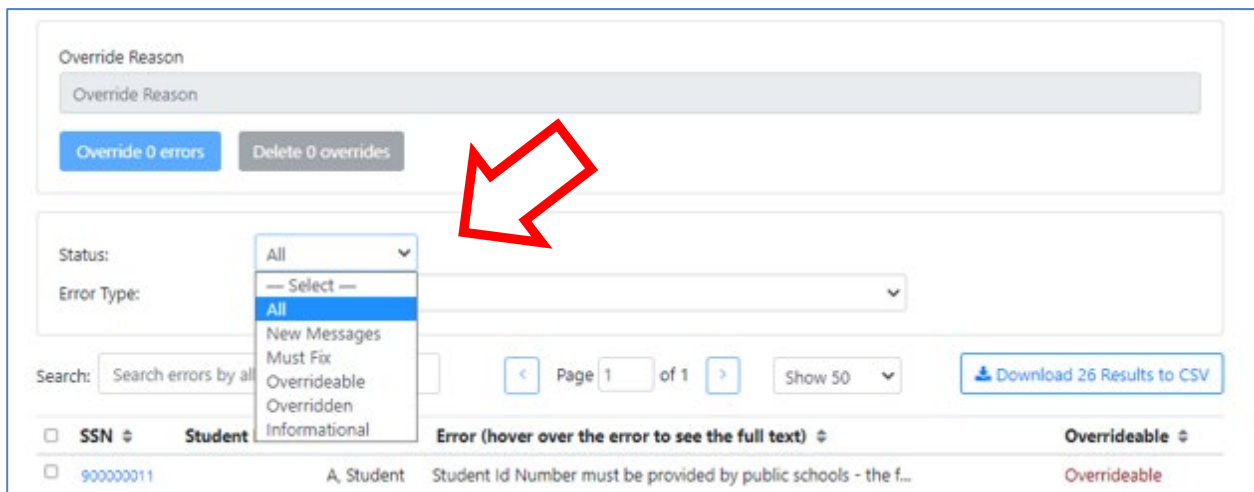


The screenshot shows a table with columns: SSN, Student ID, Name, Error (hover over the error to see the full text), and Overrideable. A tooltip is displayed over the error message for the first row.

SSN	Student ID	Name	Error (hover over the error to see the full text)	Overrideable
900000011		A, Student	Student id Number must be provided by public schools - the f...	Overrideable
900000011			Student id Number must be provided by public schools - the first 9 characters must be the PCHEES id	Overrideable
900000012				Overrideable

Users can sort the list by clicking the column headers, view errors by status, or choose to view errors by Error Type, as shown in the next two figures below.

To view by error Status, select from the dropbox:



The screenshot shows the error management interface. A red arrow points to the 'Status' dropdown menu, which is open and showing options: All, New Messages, Must Fix, Overrideable, Overridden, and Informational. The 'All' option is selected.

Override Reason:

Override 0 errors Delete 0 overrides

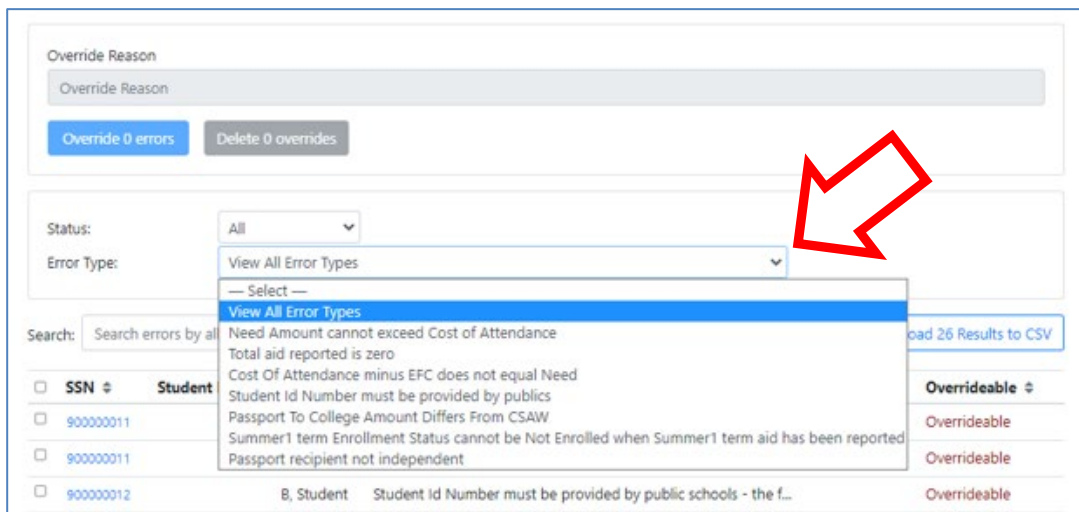
Status: **All** (dropdown menu open)

Error Type:

Search: Search errors by all

Page 1 of 1 Show 50 Download 26 Results to CSV

To view only those errors within an Error Type, click and select from the dropbox next to Error Type:



The screenshot shows the error management interface. A red arrow points to the 'Error Type' dropdown menu, which is open and showing a list of error types. The 'View All Error Types' option is selected.

Override Reason:

Override 0 errors Delete 0 overrides

Status:

Error Type: **View All Error Types** (dropdown menu open)

Search: Search errors by all

Page 1 of 1 Show 50 Download 26 Results to CSV

The User can also select how many rows of records to view in the error list by selecting from the dropbox shown below.

The screenshot shows the top section of the error list interface. At the top, there is an 'Override Reason' section with a text input field and two buttons: 'Override 0 errors' and 'Delete 0 overrides'. Below this is a 'Status' dropdown set to 'All' and an 'Error Type' dropdown set to 'View All Error Types'. A search bar is labeled 'Search errors by all fields'. To the right of the search bar are navigation buttons for '< Page 1 of 3 >'. A dropdown menu is open, showing options: '— Select —', 'Show 5', 'Show 10', 'Show 20', 'Show 50' (highlighted), 'Show 100', and 'Show 1000'. A red arrow points to this dropdown menu. To the right of the dropdown is a button labeled 'Download 26 Results to CSV'.

<input type="checkbox"/>	SSN	Student ID	Name	Error (hover over the error to see the full text)	Overrideable
<input type="checkbox"/>	900000011		A, Student	Student Id Number must be provided by public schools - the f...	Overrideable
<input type="checkbox"/>	900000011		A, Student	Summer1 term Enrollment Status cannot be Not Enrolled when S...	Overrideable
<input type="checkbox"/>	900000012		B, Student	Student Id Number must be provided by public schools - the f...	Overrideable

To edit an individual record, click the student's SSN number to open the record for review or correction.

The screenshot shows the error list interface with a table of error records. A red arrow points to the 'SSN' column header. The table has columns: 'SSN', 'Student ID', 'Name', 'Error (hover over the error to see the full text)', and 'Overrideable'. The table contains six rows of data.

<input type="checkbox"/>	SSN	Student ID	Name	Error (hover over the error to see the full text)	Overrideable
<input type="checkbox"/>	900000011		A, Student	Student Id Number must be provided by public schools - the f...	Overrideable
<input type="checkbox"/>	900000011		A, Student	Summer1 term Enrollment Status cannot be Not Enrolled when S...	Overrideable
<input type="checkbox"/>	900000012		B, Student	Student Id Number must be provided by public schools - the f...	Overrideable
<input type="checkbox"/>	900000013		C, Student	Student Id Number must be provided by public schools - the f...	Overrideable
<input type="checkbox"/>	900000014		D, Student	Cost Of Attendance minus EFC does not equal Need	Overrideable
<input type="checkbox"/>	900000014		D, Student	Student Id Number must be provided by public schools - the f...	Overrideable

Error messages are displayed in a separate tab labeled "Errors" within the student record.

Terms screen example:

This is an abbreviated view of the screen, which shows only those programs in which aid is reported in the URR. Click Show All to view full list of programs if editing to add other program expenditures:

Student A (900000011)

Details Terms On File Errors (2 errors)

☐ Show All [Click to lock](#)

	Summer 1	Fall	Winter	Spring	Summer 2	Total
Enrollment Status	Not enrolled	Not enrolled	Not enrolled	Not enrolled	Not enrolled	
State						
WA College Grant	1000	0	0	0	0	1,000
Total	1,000	0	0	0	0	1,000

Click the lock icon to lock or unlock the abbreviated or full list view.

Student A (900000011)

Details Terms On File Errors (2 errors)

☐ Show All [Click to lock](#)

	Summer 1	Fall
--	----------	------

Student A (900000011)

Details Terms On File Errors (2 errors)

☐ Show All [Click to unlock](#)

	Summer 1	Fall
--	----------	------

On File screen example:

Green check marks indicate matching data. A red "X" denotes mismatch of the data. The comparison chart shown cannot be edited but will update the Unit Record column if data is updated and saved in the Details or Terms screen. Corrections to the Program Data column update after corrections are applied in CSAW or other Portal resource screens.

Details	Terms	On File	Errors (Resolved)
CSAW ↗	Program Data	Unit Record	ISIR/WASFA (Trans #1) ↗
Family Income	\$78,283	\$78,283	\$78,883 ✗
Family Size	4	4	4 ✓
Number In College	1	1	1 ✓
EFC i		\$3,873	\$11,018 ✗
WCG	\$144	\$144	✓
WCG Bridge	\$0	\$0	✓
CBS	\$0	\$0	✓
PTC	\$0	\$0	✓
PTC - Incentive	\$0	\$0	✓
Teacher Shortage		\$0	✓
Paraeducator		\$0	✓
ALT		\$0	✓
STG		\$0	✓
National Guard		\$0	✓
WAVE		\$0	✓

To enter revisions to the student record (“edit”), click the field to be modified, enter the correction, and then click “Save” in the upper right of the screen. Multiple changes may be entered in multiple screens of the same student record before clicking the “Save” button. Be sure to Save any changes before exiting the record, or those revisions will not be retained.

[Next](#)
[Return to List](#)

[Delete](#)
[Save](#)

[Details](#)
[Terms](#)
[On File](#)
[Errors \(2 errors\)](#)

☐ [Show All](#)
[Click to lock](#)

	Summer 1	Fall	Winter	Spring	Summer 2	Total
Enrollment Status	Not enrolled	Full time	Not enrolled	Not enrolled	Not enrolled	
Federal						
Federal Pell Grant	<div> Full time 3/4 time Half time < Half Time Not enrolled </div>	5000	0	0	0	5,000
Federal Direct Subsidized Loans	Not enrolled	5000	0	0	0	5,000

After all errors have been corrected or addressed with an override comment, and Saved in an individual student record, click Next to move to the next error record or click Return to List to return to the Institution’s full Error List. Before leaving the student record, please note that resolved errors disappear from the error list whereas overrides remain on the list with the “Overridden” notation. This is true of the student record Error screen as well as the Institution’s main Error screen.

Student record Error screen:

Student A (900000011) [← Prev](#) [Next →](#) [Return to List](#) [Delete](#) [Save](#)

[Details](#) [Terms](#) [On File](#) [Errors \(Resolved\)](#)

Override Reason

[Override 0 errors](#) [Delete 0 overrides](#)

Status:
 Error Type:

Search: [<](#) No Results [>](#) Show 10 [Download 0 Results to CSV](#)

SSN	Student ID	Name	Error (hover over the error to see the full text)	Overrideable
<input type="checkbox"/> 900000011		A, Student	Student Id Number must be provided by public schools - the f...	Overridden

Institution's central Error screen:

Note that Student A no longer appears on the Institution Error screen if all errors have been resolved.

Unit Record Errors [Add Record](#) [Revalidate](#)
 24 errors (24 overrideable - 0 must fix - 0 overridden - 0 informational)

Override Reason

[Override 0 errors](#) [Delete 0 overrides](#)

Status:
 Error Type:

Search: [<](#) Page 1 of 1 [>](#) Show 50 [Download 24 Results to CSV](#)

SSN	Student ID	Name	Error (hover over the error to see the full text)	Overrideable
<input type="checkbox"/> 900000012		B, Student	Student Id Number must be provided by public schools - the f...	Overrideable
<input type="checkbox"/> 900000013		C, Student	Student Id Number must be provided by public schools - the f...	Overrideable
<input type="checkbox"/> 900000014		D, Student	Cost Of Attendance minus EFC does not equal Need	Overrideable
<input type="checkbox"/> 900000015		D, Student	Student Id Number must be provided by public schools - the f...	Overrideable
<input type="checkbox"/> 900000016		E, Student	Need Amount cannot exceed Cost of Attendance	Overrideable

Processing Individual Overrides

To enter an Override comment to address an Error message, click the check box at the head of the row for the error listed, then enter the comment in the Override Reason field above the error list. Click the blue “Override 1 errors” button and then “Save.” The Override message will change to Overridden in green font.

Student A (900000011)

Details Terms On File **Errors (2 errors)**

Override Reason
This is an example comment to demonstrate how to override the checked error message

Override 1 errors Delete 0 overrides

Status: All
Error Type: View All Error Types

Search: Search errors by all fields Page 1 of 1 Show 10 Download 2 Results to CSV

<input type="checkbox"/>	Student ID	Name	Error (hover over the error to see the full text)	Overrideable
<input checked="" type="checkbox"/>	900000011	A, Student	Student Id Number must be provided by public schools - the f...	Overrideable
<input type="checkbox"/>	900000011	A, Student	Summer1 term Enrollment Status cannot be Not Enrolled when S...	Overrideable

The Error status changes to appear as Overridden in green font.

Student A (900000011)

Details Terms On File **Errors (1 error)**

Override Reason
Override Reason

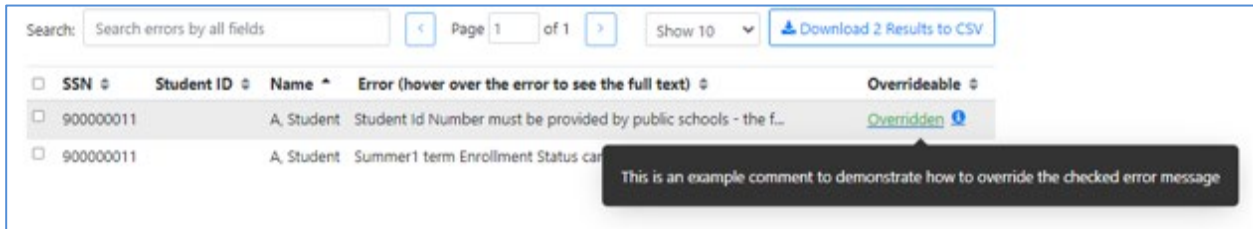
Override 0 errors Delete 0 overrides

Status: All
Error Type: View All Error Types

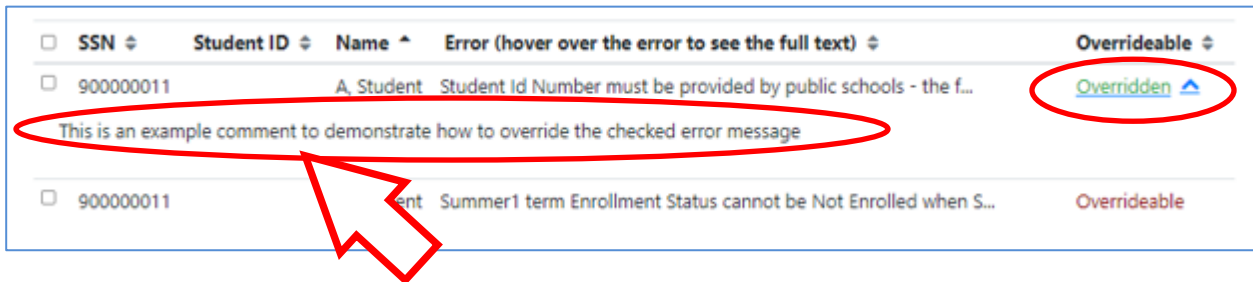
Search: Search errors by all fields Page 1 of 1 Show 10 Download 2 Results to CSV

<input type="checkbox"/>	SSN	Student ID	Name	Error (hover over the error to see the full text)	Overrideable
<input type="checkbox"/>	900000011		A, Student	Student Id Number must be provided by public schools - the f...	Overridden
<input type="checkbox"/>	900000011		A, Student	Summer1 term Enrollment Status cannot be Not Enrolled when S...	Overrideable

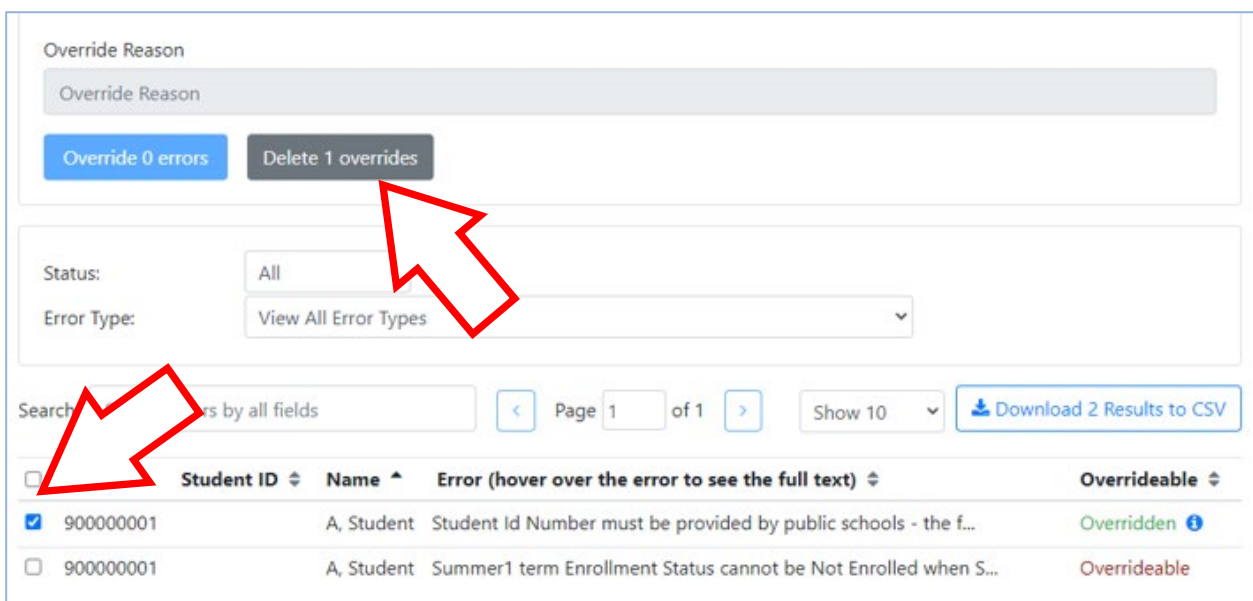
There are two ways to view the Override comment entered into the record. Hovering the cursor over the blue icon next to the green Overridden text will open a pop-up message:



The second method is to view the comment as part of the Error screen. To make the override comment visible on the error screen, click the green Overridden text, and the comment will appear below the error message. To hide the override comment, click the up arrow next to the green Overridden text.



To delete an erroneous override comment, click the check box at the head of the row for the Overridden error, then click Delete Overrides, then click Confirm Delete, and Save. The Overridden message will revert to Overrideable in red font.



Override Reason

Override Reason

Confirm Delete **Cancel**

Status: All


Error Type: View All Error Types

Search: Search errors by all fields

< Page 1 of 1 >

Show 10

[Download 2 Results to CSV](#)

<input type="checkbox"/>	SSN	Student ID	Name	Error (hover over the error to see the full text)	Overrideable
<input checked="" type="checkbox"/>	900000001		A, Student	Student Id Number must be provided by public schools - the f...	Overridden 
<input type="checkbox"/>	900000001		A, Student	Summer1 term Enrollment Status cannot be Not Enrolled when S...	Overrideable

Override Reason

Override Reason

Override 0 errors **Delete 0 overrides**

Status: All

Error Type: View All Error Types

Search: Search errors by all fields

< Page 1 of 1 >

Show 10

[Download 2 Results to CSV](#)

<input type="checkbox"/>	SSN	Student ID	Name	Error (hover over the error to see the full text)	Overrideable
<input type="checkbox"/>	900000001		A, Student	Student Id Number must be provided by public schools - the f...	Overrideable
<input type="checkbox"/>	900000001		A, Student	Summer1 term Enrollment Status cannot be Not Enrolled when S...	Overrideable

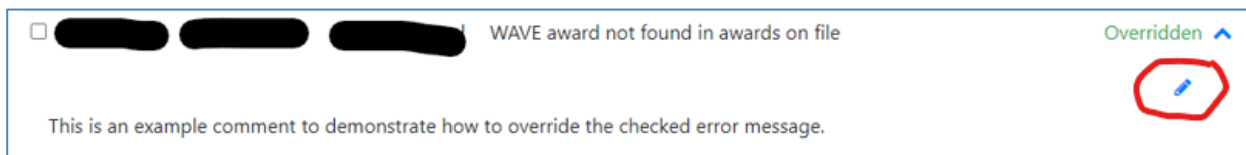
Amending Existing Override Comments: In cases where Override comments need correction or addition of clarifying information, the original writer now may choose to edit an Override comment that they initiated rather than deleting the original comment to start over with a new comment. Users cannot edit comments initiated by a different User, which requires that a new comment be entered.

To edit the Override, click the round blue "i" icon next to the "Overridden" status at the end of the record's error message:

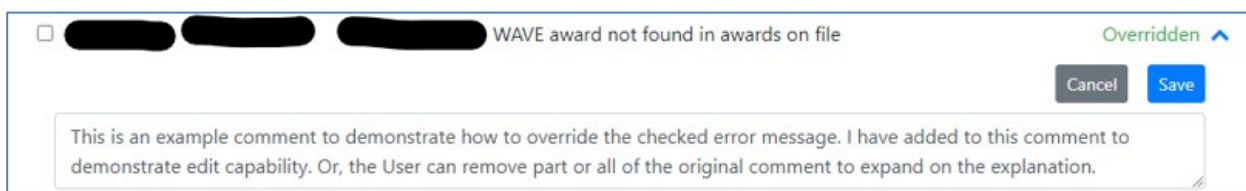
WAVE award not found in awards on file

Overridden 

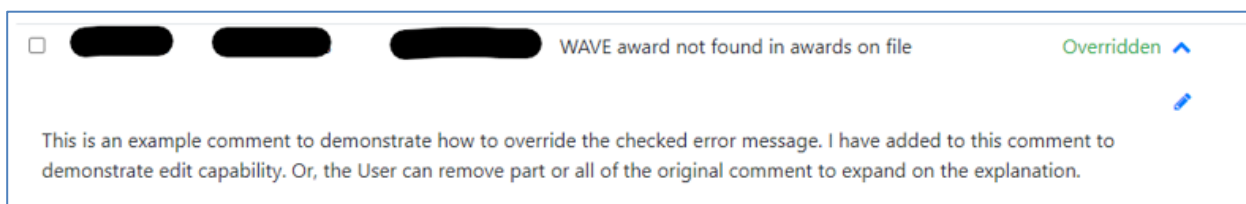
This will drop down the initial Override comment to your view and reveals the pencil editing tool. Click the pencil icon to edit the comment:



Edit the Override comment by adding or removing the text, as desired, then click “Save” to retain the new information or “Cancel” if you choose not the modify the original text.



To double check your edited comment, either hover the cursor over the round blue icon next to the “Overridden” status or click “Overridden” to reveal the comment in the error list. Additional edits may be made to the comment (see the pencil icon) if you are not satisfied with the edited comment just entered.:



“Bulk” Override Processing

Multiple record overrides can now be processed simultaneously. This functionality is best limited to processing the Error Types for student records after a review of each student record to ensure that the explanatory override comment is appropriate to all records for which it will be applied. **WSAC will review individual records where bulk overrides have been applied to ensure that the Override comment processed against each record does fit the individual conditions being overridden.**

The bulk override procedure can be accessed from the Institution’s main Error screen or applied to an individual record having errors with associated causes.

To identify records of the same Error Type, click the dropdown box and select the desired Error Type.

The screenshot shows the 'Override Reason' field at the top. Below it are buttons for 'Override 0 errors' and 'Delete 0 overrides'. The 'Status' dropdown is set to 'All'. The 'Error Type' dropdown is open, showing a list of error types including 'Need Amount cannot exceed Cost of Attendance', 'Total aid reported is zero', 'Cost Of Attendance minus EFC does not equal Need', 'Student Id Number must be provided by publics', 'Passport To College Amount Differs From CSAW', 'Summer1 term Enrollment Status cannot be Not Enrolled when Summer1 term aid has been reported', and 'Passport recipient not independent'. The 'View All Error Types' option is highlighted. Below the dropdown is a search bar and a table of records. The table has columns for 'SSN', 'Student', and 'Overrideable'. The first two rows are selected, and the 'Overrideable' column for the first row is highlighted.

Review the individual records to determine whether a correction is needed or if a specific override reason should be applied. Check the box at the head of the error row for each record to which the Override Reason will be applied. If the Override Reason will be applied to all records appearing in the list for the Error Type, click the check box next to the "SSN" column header to select all records of that Type as shown in the example below.

Enter the explanation/reason into the Override Reason field, then click the blue Override Errors button.

The screenshot shows the 'Override Reason' field with the text 'This is an example of the bulk override comment for COA-EFC does not equal Need'. Below it are buttons for 'Override 7 errors' and 'Delete 0 overrides'. The 'Status' dropdown is set to 'All'. The 'Error Type' dropdown is set to 'Cost Of Attendance minus EFC does not equal Need'. Below the dropdown is a search bar and a table of records. The table has columns for 'SSN', 'Student ID', 'Name', 'Error (hover over the error to see the full text)', and 'Overrideable'. The first row is selected, and the 'Overrideable' column for the first row is highlighted. A red arrow points to the 'SSN' column header.

The Override Reason will be applied to all checked records.

Override Reason

Override Reason

Override 0 errors Delete 0 overrides

Status: All

Error Type: Cost Of Attendance minus EFC does not equal Need

Search: Search errors by all fields Page 1 of 1 Show 50 Download 7 Results to CSV

<input type="checkbox"/>	SSN	Student ID	Name	Error (hover over the error to see the full text)	Overrideable
<input type="checkbox"/>	900000014		D, Student	Cost Of Attendance minus EFC does not equal Need	Overridden
<input type="checkbox"/>	900000015		E, Student	Cost Of Attendance minus EFC does not equal Need	Overridden
<input type="checkbox"/>	900000016		F, Student	Cost Of Attendance minus EFC does not equal Need	Overridden
<input type="checkbox"/>	900000017		G, Student	Cost Of Attendance minus EFC does not equal Need	Overridden
<input type="checkbox"/>	900000018		H, Student	Cost Of Attendance minus EFC does not equal Need	Overridden
<input type="checkbox"/>	900000019		I, Student	Cost Of Attendance minus EFC does not equal Need	Overridden
<input type="checkbox"/>	900000020		J, Student	Cost Of Attendance minus EFC does not equal Need	Overridden

Deletion of Overrides can be accomplished in bulk, also, by checking the individual records (or selecting the box next to the SSN column header), then clicking the gray Delete Overrides button.

Override Reason

Override Reason

Override 0 errors Delete 3 overrides

Status: All

Error Type: Cost Of Attendance minus EFC does not equal Need

Search: Search errors by all fields Page 1 of 1 Show 50 Download 7 Results to CSV

<input type="checkbox"/>	SSN	Student ID	Name	Error (hover over the error to see the full text)	Overrideable
<input type="checkbox"/>	900000014		D, Student	Cost Of Attendance minus EFC does not equal Need	Overridden
<input checked="" type="checkbox"/>	900000015		E, Student	Cost Of Attendance minus EFC does not equal Need	Overridden
<input type="checkbox"/>	900000016		F, Student	Cost Of Attendance minus EFC does not equal Need	Overridden
<input checked="" type="checkbox"/>	900000017		G, Student	Cost Of Attendance minus EFC does not equal Need	Overridden
<input type="checkbox"/>	900000018		H, Student	Cost Of Attendance minus EFC does not equal Need	Overridden
<input checked="" type="checkbox"/>	900000019		I, Student	Cost Of Attendance minus EFC does not equal Need	Overridden
<input type="checkbox"/>	900000020		J, Student	Cost Of Attendance minus EFC does not equal Need	Overridden

Then click the red “Confirm Delete” button.

Override Reason

Override Reason

Confirm Delete **Cancel**

Status: All

Error Type: Cost Of Attendance minus EFC does not equal Need

Search: Search errors by all fields Page 1 of 1 Show 50 Download 7 Results to CSV

<input type="checkbox"/>	SSN	Student ID	Name	Error (hover over the error to see the full text)	Overrideable
<input type="checkbox"/>	900000014		D, Student	Cost Of Attendance minus EFC does not equal Need	Overridden
<input checked="" type="checkbox"/>	900000015		E, Student	Cost Of Attendance minus EFC does not equal Need	Overridden
<input type="checkbox"/>	900000016		F, Student	Cost Of Attendance minus EFC does not equal Need	Overridden
<input checked="" type="checkbox"/>	900000017		G, Student	Cost Of Attendance minus EFC does not equal Need	Overridden
<input type="checkbox"/>	900000018		H, Student	Cost Of Attendance minus EFC does not equal Need	Overridden
<input checked="" type="checkbox"/>	900000019		I, Student	Cost Of Attendance minus EFC does not equal Need	Overridden
<input type="checkbox"/>	900000020		J, Student	Cost Of Attendance minus EFC does not equal Need	Overridden

The Overrides will be deleted from the selected records and returned to Overrideable, as shown below, and the User may then work the process to apply the appropriate Override Reason for those records.

Override Reason

Override Reason

Override 0 errors **Delete 0 overrides**

Status: All

Error Type: Cost Of Attendance minus EFC does not equal Need

Search: Search errors by all fields Page 1 of 1 Show 50 Download Results to CSV

<input type="checkbox"/>	SSN	Student ID	Name	Error (hover over the error to see the full text)	Overrideable
<input type="checkbox"/>	900000014		D, Student	Cost Of Attendance minus EFC does not equal Need	Overridden
<input type="checkbox"/>	900000015		E, Student	Cost Of Attendance minus EFC does not equal Need	Overrideable
<input type="checkbox"/>	900000016		F, Student	Cost Of Attendance minus EFC does not equal Need	Overridden
<input type="checkbox"/>	900000017		G, Student	Cost Of Attendance minus EFC does not equal Need	Overrideable
<input type="checkbox"/>	900000018		H, Student	Cost Of Attendance minus EFC does not equal Need	Overridden
<input type="checkbox"/>	900000019		I, Student	Cost Of Attendance minus EFC does not equal Need	Overrideable
<input type="checkbox"/>	900000020		J, Student	Cost Of Attendance minus EFC does not equal Need	Overridden

After all errors have been corrected or addressed with an Override Reason, the “Continue to Review” button will appear. Click the button to progress to the Review step of the URR Submit process.

Unit Record Errors

24 errors (24 overrideable - 0 must fix - 24 overridden - 0 informational)

Override Reason

Override Reason

Override 0 errors Delete 0 overrides

Status: All

Error Type: View All Error Types

Search: Search errors by all fields

Page 1 of 1

Show 50

Download 24 Results to CSV

SSN	Student ID	Name	Error (hover over the error to see the full text)	Overrideable
900000012	B, Student	Student Id Number must be provided by public schools - the f...	Overridden	
900000013	C, Student	Student Id Number must be provided by public schools - the f...	Overridden	
900000014	D, Student	Cost Of Attendance minus EFC does not equal Need	Overridden	
900000014	D, Student	Student Id Number must be provided by public schools - the f...	Overridden	
900000015	E, Student	Need Amount cannot exceed Cost of Attendance	Overridden	
900000015	E, Student	Cost Of Attendance minus EFC does not equal Need	Overridden	

[Search for Student Records in the Unit Record Report](#)

For most URR Portal Users, student record searches must take place from the Upload screen. Navigate to the Upload screen, then click the “Search Students” button, which will open the general Search screen.

From the Upload screen:

Upload

Errors

Review

Submit

Successfully Uploaded

Students reported to date:

Year in School	Count
Freshman/1st Year	22
Sophomore/2nd Year	8
Junior/3rd Year	6
Senior/4th Year	4
Unclassified/5th Year	3
Graduate	23
Other	278
Total	344

The general Search screen allows the User to either: (1) upload: a comma-separated list of social security numbers or names in the top Search field, or (2) search by a single data element, such as an individual social security number, a name, or a numerical value (for example, 30000 which could bring up records with that value from the Search column headers shown).

Unit Record Search

Go To Report

Search:

Search:

1 of 1

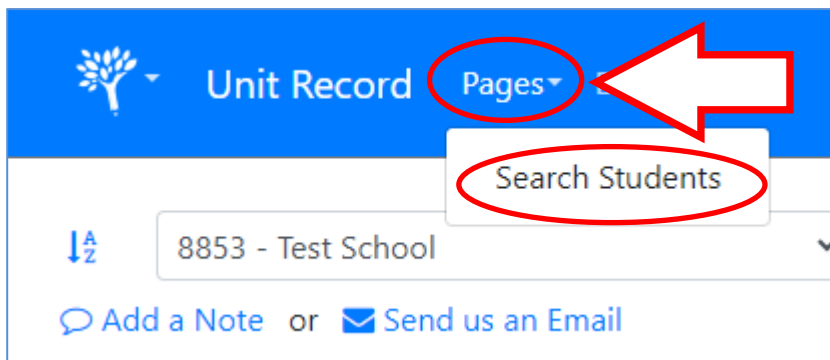
Show 10

Download 1 Results to CSV

SSN	Name	Student	Size	In College	Family Income	EFC Amount	Need	Year In School
999090050	Doe, John	3890787807						Freshman/1st Year

URR Portal Users with access to **multiple institutions** may search using the Upload screen, or select Search Students from the Pages menu dropdown menu at the top of the screen:

Multi-institution Portal Users may click Pages, and then Search Students to open the “Search” screen.



For Portal Users with multi-institution access, enter desired Search criteria in the available fields from the expanded Search screen, then click Search.

A screenshot of the 'Unit Record Search' form. The form has a white background with a blue border. At the top right is a 'Go To Report' button. The form contains several input fields: 'Academic year' (dropdown menu showing '2022-2023'), 'Institution' (dropdown menu showing '— Select —'), 'First name' (text input), 'Last name' (text input), 'Ssn list' (text input with placeholder 'comma-separated (Max: 100 SSNs)'), and 'Student id' (text input). A blue 'Search' button is located at the bottom left of the form. A large red arrow points from the right towards the 'Search' button.

From either Search option, click the student’s SSN to open the record.

A screenshot of the 'Unit Record Search' results page. The page has a white background with a blue border. At the top right is a 'Go To Report' button. Below the header is a search bar with the text 'Search by comma-separated SSN List'. Below the search bar is a table of search results. The table has columns: 'SSN', 'Student ID', 'Family Size', 'In College', 'Family Income', 'EFC Amount', 'Need', and 'Year In School'. The first row of data shows '999090050', 'Doe, John', '38907878078', and 'Freshman/1st Year'. A large red arrow points from the left towards the 'SSN' column header.

After entering the student record, the User can edit the record and save, or delete the record (record deletions described in another section).

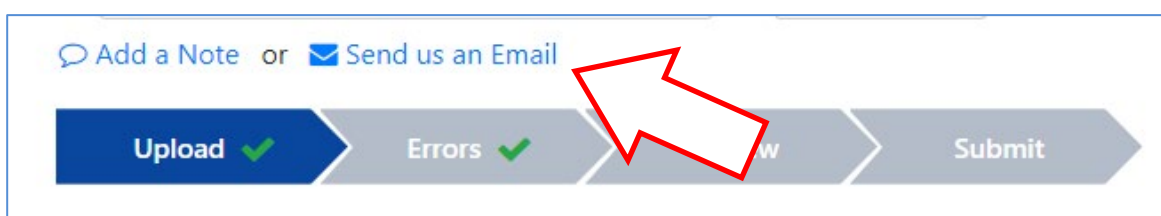
Click Return to List to return the User to the Search screen for additional searches.

Resolving Social Security Number Differences

Clues to SSN issues include errors showing duplicated records in the Errors screen for what appears to be the same student with different SSNs. The second record with the incorrect SSN must be deleted after merging the award information into one record with the correct SSN.

There are two types of resolutions to Social Security Number (SSN) differences depending on where the incorrect SSN originated. Errors involving SSNs do not clear in the URR until the issue has been resolved in the appropriate location.

- If the incorrect SSN originated with the URR upload, the Institutional User is able to resolve the issue by correcting the SSN in the URR student record itself. Navigate to and open the student record, click the Details tab, clear the SSN field, and enter the correct number. Then click “Save.” Delete the second record if there is duplication.
- If the incorrect SSN originated in the student’s CSAW or other program records instead of the URR, WSAC assistance is required to make corrections in WSAC records. Click the “Send us an Email” button from any available screen (located above the Navigation tabs).



This will open the secure Portal email system and allow Users to create a secure Portal email to WSAC URR Team staff. Draft an email that includes the name of the student, the correct SSN (please mark for clarity), and the incorrect SSN (mark for clarity). Send the secure email with the situational details to the Unit Record Report mailbox, and the URR Team members will initiate the SSN correction for you from the WSAC side of the Portal.

Manually Adding Student Records

To add an individual student record, click the “Add Record” button located on the Upload screen or on the Errors screen.

From the Upload screen, Users will see:

[Add a Note](#) or [Send us an Email](#)

Upload ✓ **Errors** ✓ **Review** **Submit**

Successfully Uploaded ✓

Students reported to date: ⓘ

Year in School	
Freshman/1st Year	2
Sophomore/2nd Year	2
Junior/3rd Year	2
Senior/4th Year	2
Graduate	1
Other	1
Total	10

From the Errors screen, Users can click the “Add Record” button near the top of the screen:

[Add a Note](#) or [Send us an Email](#)

Upload ✓ **Errors** ✓ **Review** **Submit**

Unit Record Errors

0 errors (0 overrideable - 0 must fix - 0 overridden - 0 informational)

Override Reason

Status:

Error Type:

* Resolved errors with no comment history do not appear in this table

Search:

SSN	Student ID	Name	Error (hover over the error to see the full text)	Overrideable
-----	------------	------	---------------------------------------------------	--------------

Clicking “Add Record” will open a blank student record form. Complete entry of student data in all required fields of the Detail and Terms screen.

Blank Detail screen view:

The image shows a web form titled "Add Unit Record" with a blue "Save" button in the top right corner. Below the title are two tabs: "Details" (selected) and "Terms". The form is divided into several sections:

- Student Information:** Includes text input fields for First name, Middle name, Last name, SSN or WASFA Id, and Date of birth (with a calendar icon). It also has dropdown menus for Gender and Is resident.
- Ethnicity:** A list of ethnicity options with corresponding dropdown menus: Hispanic origin, Asian, Black/african american, American indian alaska native, Native hawaiian/pacific islander, White, and Other race.
- ISIR WASFA & School Information:** Includes Transaction number (text), Rejected (dropdown), Student id (text), Year in school (dropdown with an info icon), and a **Need** section with Family income, Duration (months), COA, EFC, and Need amount (all text inputs).
- Family Information:** Includes Family size (text), Number in college (text), Is dependent (dropdown), and Marital status (dropdown).

Blank Terms screen view (see screen with programs listed on next page):

Add Unit Record

[Save](#)
[Details](#)
[Terms](#)
☒ Show All

[Click to lock](#)

	Summer 1	Fall	Winter	Spring	Summer 2	Total
Enrollment Status	Not enrolled ▾	Not enrolled ▾	Not enrolled ▾	Not enrolled ▾	Not enrolled ▾	
Federal						
Federal Pell Grant	0	0	0	0	0	0
Federal SEOG	0	0	0	0	0	0
Federal TEACH Grant	0	0	0	0	0	0
Federal Nursing Scholarships	0	0	0	0	0	0
Federal Work Study	0	0	0	0	0	0
Federal Nursing Health Loans	0	0	0	0	0	0
Federal Direct Subsidized Loans	0	0	0	0	0	0
Federal Direct Unsubsidized Loans	0	0	0	0	0	0
Federal Parent PLUS Loans	0	0	0	0	0	0
Federal Grad PLUS Loans	0	0	0	0	0	0
State						
WA College Grant	0	0	0	0	0	0
WCG Apprenticeship	0	0	0	0	0	0
WCG Bridge	0	0	0	0	0	0
College Bound Scholarship	0	0	0	0	0	0
Passport to College Scholarship	0	0	0	0	0	0
Passport to College Incentive Grant	0	0	0	0	0	0
National Guard Grant	0	0	0	0	0	0
WAVE	0	0	0	0	0	0
Alternative Routes	0	0	0	0	0	0
Paraeducator	0	0	0	0	0	0
Teacher Shortage Conditional Scholarship	0	0	0	0	0	0
Teacher Grant Programs	0	0	0	0	0	0
WSOS BA Scholarship	0	0	0	0	0	0
WSOS Career Tech	0	0	0	0	0	0
WSOS Grad Scholarship	0	0	0	0	0	0
SBCTC Opportunity Grant	0	0	0	0	0	0
Other State Funded Gift Assistance	0	0	0	0	0	0
On Campus State Work Study	0	0	0	0	0	0
Off Campus State Work Study	0	0	0	0	0	0
WorkForce Training Funds	0	0	0	0	0	0
Institution						
Need Based Institutional Gift Aid	0	0	0	0	0	0
Non-Need Based Institutional Gift Aid	0	0	0	0	0	0
Institutional Employment	0	0	0	0	0	0
Institutional Loans	0	0	0	0	0	0
Other						
Conditional Loans	0	0	0	0	0	0
Private Loans	0	0	0	0	0	0
Other Loans	0	0	0	0	0	0
Outside Scholarships	0	0	0	0	0	0
VA Benefit	0	0	0	0	0	0
Other Agency Assistance	0	0	0	0	0	0
Total	0	0	0	0	0	0

Click the Save button to save and retain the completed record. The User generally will receive immediate feedback in the student's Errors screen if any errors are flagged in the new record. However, it's recommended that the User click "Revalidate" after returning to the institution error screen to ensure any new errors have been captured and resolved.

Student O (900000018)

Go to Report
Delete
Save

Details
Terms
On File
Errors (2 errors)

Override Reason

Override Reason

Override 0 errors
Delete 0 overrides

Status: All
Error Type: View All Error Types

Search: Search errors by all fields
Page 1 of 1
Show 10
Download 2 Results to CSV

SSN	Student ID	Name	Error (hover over the error to see the full text)	Overrideable
900000018	TF038403234	O, Student	WA College Grant award not found in CSAW	Overrideable
900000018	TF038403234	O, Student	WA College Grant Amount Differs From CSAW (CSAW: 0; unit rec...	Overrideable

7243 - Test School
2022-2023

Upload
Errors
Review
Submit

Unit Record Errors
Add Record
Revalidate

0 errors (0 overrideable - 0 must fix - 0 overridden - 0 informational)

Override Reason

Override Reason

Override 0 errors
Delete 0 overrides

Status: All
Error Type: View All Error Types

* Resolved errors with no comment history do not appear in this table

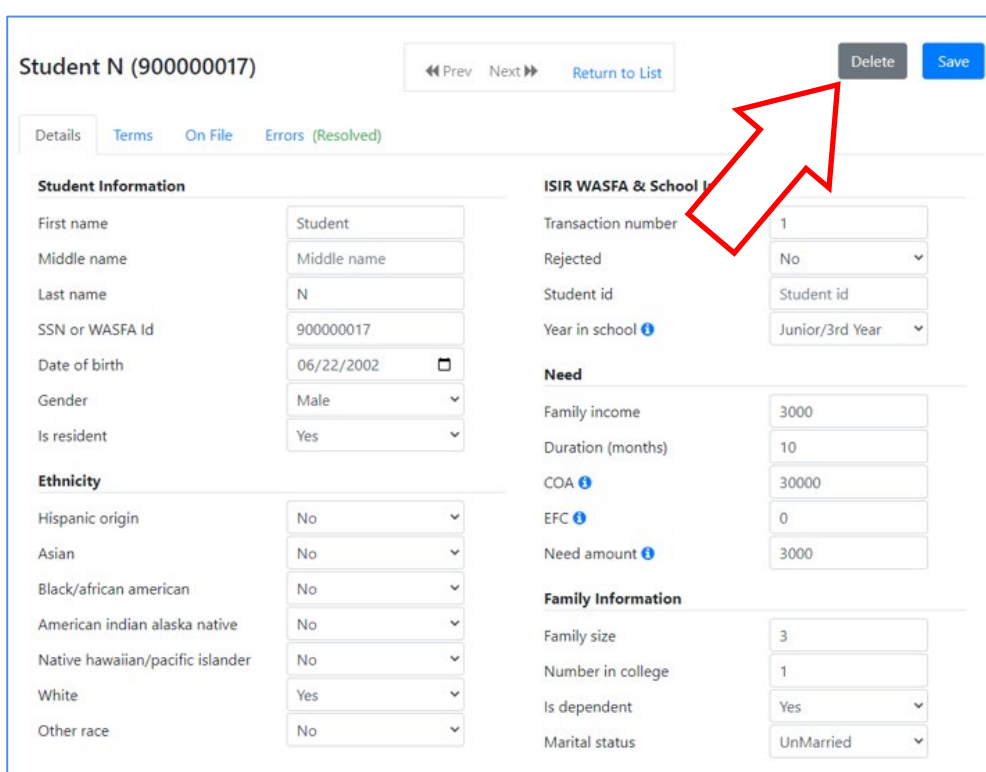
Search: Search errors by all fields
No Results
Show 10
Download 0 Results to CSV

SSN	Student ID	Name	Error (hover over the error to see the full text)	Overrideable
-----	------------	------	---------------------------------------------------	--------------

Manually Deleting Student Records

Individual student records can be manually deleted, except for those that were auto-added to the URR by WSAC at the time of institution file upload as having received funds from WSAC-funded programs. Attempting to delete such records will trigger an error message that must be overridden with an explanation. If the school will be returning funds to WSAC, include mention of that detail in the override comment.

To delete a student record, navigate to the record by way of the Search screen or by clicking the student's SSN from the main Error menu. After opening the record, click the "Delete" button in the upper right portion of the screen.



The screenshot shows a web form for a student record titled "Student N (900000017)". At the top right, there are navigation links: "Prev", "Next", and "Return to List". To the right of these links are two buttons: "Delete" (grey) and "Save" (blue). A red arrow points from the "Delete" button towards the center of the form. Below the navigation links are tabs: "Details" (selected), "Terms", "On File", and "Errors (Resolved)". The form is divided into two main sections: "Student Information" on the left and "ISIR WASFA & School Information" on the right. The "Student Information" section includes fields for First name (Student), Middle name (Middle name), Last name (N), SSN or WASFA Id (900000017), Date of birth (06/22/2002), Gender (Male), Is resident (Yes), and Ethnicity (Hispanic origin: No, Asian: No, Black/african american: No, American indian alaska native: No, Native hawaiian/pacific islander: No, White: Yes, Other race: No). The "ISIR WASFA & School Information" section includes fields for Transaction number (1), Rejected (No), Student id (Student id), Year in school (Junior/3rd Year), Need (Family income: 3000, Duration (months): 10, COA: 30000, EFC: 0, Need amount: 3000), and Family Information (Family size: 3, Number in college: 1, Is dependent: Yes, Marital status: UnMarried).

You will be asked to confirm the deletion.

Student N (900000017) Confirm Delete Cancel

Details **Terms** On File Errors (Resolved)

Student Information

First name
 Middle name
 Last name
 SSN or WASFA Id
 Date of birth
 Gender
 Is resident

Ethnicity

Hispanic origin
 Asian
 Black/african american
 American indian alaska native
 Native hawaiian/pacific islander
 White
 Other race

ISIR WASFA & Sch

Transaction num
 Rejected
 Student id
 Year in school

Need

Family income
 Duration (months)
 COA
 EFC
 Need amount

Family Information

Family size
 Number in college
 Is dependent
 Marital status

Be sure to click the “Revalidate” button after returning to the main Error screen to ensure that any new errors will be captured and addressed.

Unit Record Errors Add Record Revalidate Continue to Review

0 errors (0 overrideable - 0 must fix - 0 overridden - 0 informational)

Override Reason

Override 0 errors Delete 0 overrides

Status:

Error Type:

[Supplemental File Uploads to Add/Delete/Edit Multiple Records Simultaneously](#)

Supplemental files may now be uploaded to an existing URR file upload to add new records, delete records, or to edit/correct records already uploaded. The supplemental file may contain records that are a mixture of these change types.

- Supplemental files must include a valid .csv header row at the top of the file and include full data for each student record included. Partial information will cause an existing record to lose data or generate errors in newly added records.
- If modifying records already uploaded to the URR, Users must be careful to include full data for the student and edit only those fields that require change without omitting valid existing data. Data in the supplemental file will overwrite the original upload information for existing records identified to the student SSN. Omitted data may trigger new errors.
- To delete an existing student record in the URR, enter “True,” “Yes,” or “Y” in the IsDelete field for the record to be removed from the URR. Remember, records with awards in CSAW or other Portal programs cannot be deleted.
- To add a new student record to the URR, enter “False,” “No,” or “N” in the IsDelete field for the record to be added to the URR.
- To modify data for an existing student record in the URR, enter False,” “No,” or “N” in the IsDelete field and edit only those fields that need update while leaving all other data intact in that student’s row.
- Successful Supplemental file uploads cannot be reversed or deleted. (Clicking “Discard All URR Data” for a successful Supplemental file upload will fully delete the entire URR data file and not just the Supplemental file.) Users must edit those records by opening the records from the Search or Errors screens OR upload a compensating supplemental file to undo the original add/delete/modifications.
- Unsuccessful Supplemental file uploads must be discarded immediately after upload if the Upload is shown as rejected with “critical errors.” If the Supplemental file does not upload successfully, Users must click the “Try Again” button to discard the failed supplemental upload.
- Click the “Revalidate” button at the top of the main Errors screen after processing a Supplemental file upload to capture and address any new errors. Neglecting to do so may allow errors to remain hidden until revealed when errors are reprocessed just before completing the URR Submit procedure.

A cut-away example of the “IsDelete” field is shown below, bracketed in red, for two record deletions and one record addition/modification. Complete data for these students must be included in the supplemental upload file but is not shown here due to space limitations.

	A	B	C	D	E	F
1	IsDelete	SSN	InstitutionStudentId	LastName	FirstName	MiddleName
2	TRUE	9000 ***		K	Student	
3	TRUE	900		L	Student	
4	FALSE	900000017		N	Student	
5						

After creating the supplemental file containing any changes the User will make to existing URR data, navigate to the Upload screen and click “Add File.”

[Add a Note](#) or [Send us an Email](#)

Upload ✓ **Errors** ✓ **Review** **Submit**

Successfully Uploaded ✓

Students reported to date: ⓘ

Year in School	Count
Freshman/1st Year	2
Sophomore/2nd Year	2
Junior/3rd Year	2
Senior/4th Year	2
Graduate	1
Other	1
Total	10

The “Add New File” screen will open. Browse and open the supplemental upload file from the User’s file directory. Click “Start Upload.”

[Add a Note](#) or [Send us an Email](#)

Upload ✓ **Errors** **Review** **Submit**

Add New File

Upload an Excel (or CSV) file with unit record information for your students (**large CSV files (over 10MB) should be zipped before uploading**).

Note: During the upload, unit records will be created for students not in this report, but who have award data on file (from CSAW or another report). (Information)

Download the template [here](#).

The User will receive a “Successfully Uploaded” screen if the supplemental file upload is successful. The numbers in the “Year in School” categories and the Total will update to reflect any adds or deletes to the student records.

Add a Note or Send us an Email

Upload ✓ Errors ✓ Review Submit

Successfully Uploaded ✓

Search Students Add File Add Record

Students reported to date: ⓘ

Year in School	Count
Freshman/1st Year	2
Sophomore/2nd Year	2
Junior/3rd Year	2
Senior/4th Year	2
Graduate	1
Other	1
Total	10

Delete All URR Data Download Report Continue

Users can navigate to the Search screen to double check adds and deletions.

As mentioned in the Supplemental file summary for this section, remember to click the “Revalidate” button at the top of the main Errors screen after processing a Supplemental file upload of any type to capture and address any new errors. Neglecting to do so will cause any hidden errors to be revealed when errors are reprocessed just before completing the URR Submit.

Add a Note or Send us an Email

Upload Errors Review Submit

Unit Record Errors

26 errors (26 overrideable - 0 must fix - 0 overridden - 0 informational)

Add Record Revalidate

Override Reason

Override Reason

Override 0 errors Delete 0 overrides

Status: All

Error Type: View All Error Types

Search: Search errors by all fields < Page 1 of 3 > Show 10 Download 26 Results to CSV

<input type="checkbox"/> SSN	<input type="checkbox"/> Student ID	<input type="checkbox"/> Name	Error (hover over the error to see the full text)	<input type="checkbox"/> Overrideable
<input type="checkbox"/> 900000011		A, Student	Student Id Number must be provided by public schools - the f...	Overrideable
<input type="checkbox"/> 900000011		A, Student	Summer1 term Enrollment Status cannot be Not Enrolled when S...	Overrideable
<input type="checkbox"/> 900000012		B, Student	Student Id Number must be provided by public schools - the f...	Overrideable

Adding Notes to the Unit Record Report

Institutions may add explanatory notes to the URR for WSAC staff to view after the URR has been submitted.


Wherever “Add a Note” is shown (essentially any screen in the URR), Users may now click the button to open a notes screen. Multiple notes may be entered and edited up to the time the URR has been submitted.

Add a Note or Send us an Email

Upload Errors Review Submit



Enter remarks to the comment box, then click “Save Note.”

[Add a Note](#) or [Send us an Email](#)

Upload  Errors Review Submit

Add a Note


Anything we should know? Feel free to leave us a detailed note. Be sure to mention the page you were on, the student you were looking at, etc. We'll see it when you submit your report.



Save Note

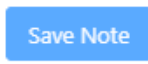
Users can delete or edit their Notes up to the time the URR is submitted by clicking the red “X” to delete or the blue pencil icon to edit the Note. Multiple Users for an institution may add new Notes, however, existing Notes may only be edited and saved by the original writer of the Note.

[Add a Note](#) or [Send us an Email](#)

Upload  Errors Review Submit

Add a Note



Anything we should know? Feel free to leave us a detailed note. Be sure to mention the page you were on, the student you were looking at, etc. We'll see it when you submit your report.



History

New Comment - 6/21/2022, 10:27:13 PM

You can add notes to the file at any point for WSAC staff to review when the URR has been submitted.



After saving the Note, Users may navigate back to their working screen (Upload, Errors, Review, or Submit) by clicking the Navigation menu tab. Remember that work in each Navigation tab must be completed before the “Continue” button appears and the User can move the Submit process forward.

Review and Submit the Unit Record Report

After addressing all Overrideable, Must Fix (Non-Overrideable), and correctable “Informational” errors listed in the Error screens, click the “Continue to Review” button on the upper right-hand edge of the Error screen.

Unit Record Errors

24 errors (24 overrideable - 0 must fix - 24 overridden - 0 informational)

Override Reason

Override Reason

Override 0 errors Delete 0 overrides

Status: All

Error Type: View All Error Types

Search: Search errors by all fields Page 1 of 1 Show 50 Download 24 Results to CSV

SSN	Student ID	Name	Error (hover over the error to see the full text)	Overrideable
900000012	B, Student	Student Id Number must be provided by public schools - the f...	Overridden	
900000013	C, Student	Student Id Number must be provided by public schools - the f...	Overridden	
900000014	D, Student	Cost Of Attendance minus EFC does not equal Need	Overridden	

The next screen will display a copy of the preliminary Program Totals Report. An abbreviated/truncated view of the Preliminary Totals Report is shown on the next page (the report is too long to include a view of all program reporting categories in a single screenshot).

Review the current-year data to determine if any program data are missing or if unusual patterns are present in your Totals comparisons. Please contact WSAC staff to discuss available options if that is the case.

WSAC suggests that institutions download and save a copy of the preliminary report from this screen for their records. A copy of the final report may be downloaded and saved as a comparison when it is released in January. The final Program Totals report released in January does not include data for students who received only non-need-based aid (that is, not one dollar of need-based aid) and no federal loans.

If everything in the Preliminary Totals Report appears reasonable, press the “Confirm Report” button.

Upload

Errors

Review

Submit

Program Totals Report

Confirm Report

Need-Based Financial Aid Recipient Totals and Non-Need Based Federal Loan Recipient Totals

We recommend that you review the Program Totals Report, below, to do an overall assessment of your current data. If there are any programs missing or unusual patterns present in your totals comparisons. Contact WSAC staff for further advice if you find any errors. If everything appears reasonable, confirm the report and continue.

Note! Preliminary Institutional Totals Report includes non-need based aid; Non-essential data will be removed from Final Institutional Totals Report after all URRs are finalized.

Show All

Download PDF

	2019-2020		2020-2021		2021-2022		2022-2023		% Change	
Federal Aid	Awards	Amount	Awards	Amount	Awards	Amount	Awards	Amount	Awards	Amount
Federal Pell Grant	49	\$169,831	33	\$155,521	47	\$228,168	27	\$135,133	-42.6%	-40.8%
Federal SEOG	1	\$1,000	18	\$13,056	24	\$13,100	12	\$7,100	-50.0%	-45.8%
Federal TEACH Grant	0	\$0	0	\$0	0	\$0	0	\$0	0.0%	0.0%
Federal Nursing Scholarship	0	\$0	0	\$0	0	\$0	0	\$0	0.0%	0.0%
Federal Workstudy	3	\$7,807	6	\$32,260	6	\$23,736	4	\$22,158	-33.3%	-6.6%
Federal Perkins Loan	0	\$0	0	\$0	n/a	n/a	n/a	n/a	0.0%	0.0%
Federal Grad PLUS Loan	16	\$271,142	11	\$169,516	15	\$357,680	14	\$336,027	-6.7%	-6.1%
Federal Parent PLUS Loan	9	\$123,222	1	\$9,000	1	\$12,000	1	\$12,000	0.0%	0.0%
Federal Nursing Health Loan	0	\$0	0	\$0	0	\$0	0	\$0	0.0%	0.0%
Federal Direct Subsidized Loan	54	\$216,414	45	\$183,215	49	\$189,519	31	\$129,500	-36.7%	-31.7%
Federal Direct Unsubsidized Loan	99	\$781,724	71	\$575,582	83	\$809,360	56	\$617,189	-32.5%	-23.7%
		\$1,571,140		\$1,138,150		\$1,633,563		\$1,259,107		-22.9%

*** *** *** ***

	2019-2020		2020-2021		2021-2022		2022-2023		% Change	
Other Aid	Awards	Amount	Awards	Amount	Awards	Amount	Awards	Amount	Awards	Amount
Conditional Loans	0	\$0	0	\$0	0	\$0	0	\$0	0.0%	0.0%
Private Loans	5	\$60,288	2	\$17,834	4	\$35,457	4	\$35,457	0.0%	0.0%
Other Loans	0	\$0	0	\$0	0	\$0	0	\$0	0.0%	0.0%
Outside Scholarships	0	\$0	0	\$0	1	\$4,000	1	\$4,000	0.0%	0.0%
Other Agency Assistance	0	\$0	0	\$0	0	\$0	0	\$0	0.0%	0.0%
VA Benefit	n/a	n/a	9	\$138,562	6	\$100,830	5	\$95,580	-16.7%	-5.2%
		\$60,288		\$156,396		\$140,287		\$135,037		-3.7%

	2019-2020	2020-2021	2021-2022	2022-2023	% Change
Total Aid	\$1,684,572	\$1,585,399	\$2,132,021	\$1,590,346	-25.4%
Unduplicated Student Count	109	83	99	81	-18.2%
Average Aid Per Student	\$15,455	\$19,101	\$21,536	\$19,634	-8.8%

Then click “Continue to Submit.”

64

[Add a Note](#) or [Send us an Email](#)

Upload
Errors
Review
Submit

Program Totals Report

Need-Based Financial Aid Recipient Totals and Non-Need Based Federal Loan Recipient Totals

We recommend that you review the Program Totals Report, below, to do an overall assessment of your data. If there are any programs missing or unusual patterns present in your totals comparisons. Contact WSAC staff for further advice if you are not sure. If everything appears reasonable, confirm the report and continue.

Note! Preliminary Institutional Totals Report includes non-need based aid; Non-essential data will be removed from Final Institutional Totals Report after all URRs are finalized.

Show All
Download PDF

Differences Reports for WCG, CBS, PTC, and WA Bridge Grant

From the Submit screen, Users must review and address any discrepancies that may appear in the “WCG, CBS & Passport Differences” Report. Click the report name to open the screen to view the four reports.

[Add a Note](#) or [Send us an Email](#)

Upload
Errors
Review
Submit

Before submitting, please review the WCG, CBS & Passport Differences report in the list below.

[I've reviewed the report](#)

If all errors and differences have been addressed, and your Program Totals Report appears reasonable, click submit.

The following reports present a summary analysis of the Unit Record data for your institution.

Please note: The Profile Reports will be produced in January. WSAC will notify institutions when the Profile Reports are available for download:

- Demographic Distribution Reports
- Program Totals Report
- WCG, CBS & Passport Differences
- Profile Reports

Each Differences report is individual to the program. Select the program report you wish to view from the dropdown box. Few differences, if any, are expected at this point due to the auto-addition of WSAC program-related records at Upload and the Error process, but this is a final opportunity to correct any records before URR submission. If differences exist, Users are expected to adjust the records to clear the differences before submitting the report.

CSAW Differences Report Return to Report Summary

WCG, CBS & Passport Differences Between Unit Record and CSAW

SSN	Name	Student ID	Awarded	Unit Record	Difference	Overridden
-----	------	------------	---------	-------------	------------	------------

Example of CSAW WCG Differences Report with unresolved differences remaining (see “No” in Overridden column):

CSAW Differences Report Return to Report Summary

WCG, CBS & Passport Differences Between Unit Record and CSAW

SSN	Name	Student ID	Awarded	Unit Record	Difference	Overridden
900000046	O, Student		\$2,705	\$11,040	\$8,335	No
900000047	P, Student		\$3,607	\$8,832	\$5,225	No
900000048	R, Student		\$5,520	\$7,728	\$2,208	No

Review each individual program report to identify if there are any unresolved differences between the CSAW or other Portal records for Washington College Grant (WCG), College Bound Scholarship (CBS), Passport to College (PTC), and WA Bridge data and the URR.

- “Yes” in the Overridden column confirms differences already addressed through an override request. It may signal student social security number differences (corrections in progress or yet unresolved) or a pending return of funds from the school to balance the student account.
- Differences that need to be addressed show “No” or a blank in the “Overridden” column. Click the “Download differences to csv” button to download a separate file and review unaddressed data errors needing correction or identify missing student records that require addition to the URR.
- To add missing WCG/CBS/PTC/Bridge data for student records that already exist in the URR upload, navigate to the “Search” function in the Pages menu bar to locate and open the student record for adjustment.
- If a student record is missing from the URR entirely, see the section, “Manually Adding Student Records,” for instructions.

If you submit the URR with significant differences, WSAC staff will contact you to resolve any questions about those differences before WSAC finalizes the report.

After completing the Differences Reports review and record adjustments, click the “Return to Report Summary” button which will return the User to the “Submit” screen.

CSAW Differences Report

WCG, CBS & Passport Differences Between Unit Record and CSAW

wcg

Search: < Page 1 of 3 > Show 10 [Download 25 Results to CSV](#)

[Return to Report Summary](#)

SSN	Name	Student ID	Awarded	Unit Record	Difference	Overridden
900000046	O, Student		\$2,705	\$11,040	\$8,335	No
900000047	P, Student		\$3,607	\$8,832	\$5,225	No
900000048	R, Student		\$5,520	\$7,728	\$2,208	No

If all data appears reasonable, click “I’ve reviewed the report.”

Upload ✓ Errors ✓ Review ✓ **Submit**

Before submitting, please review the WCG, CBS & Passport Differences report in the list below.

I've reviewed the report

Then, click “Submit.”

Upload ✓ Errors ✓ Review ✓ **Submit**

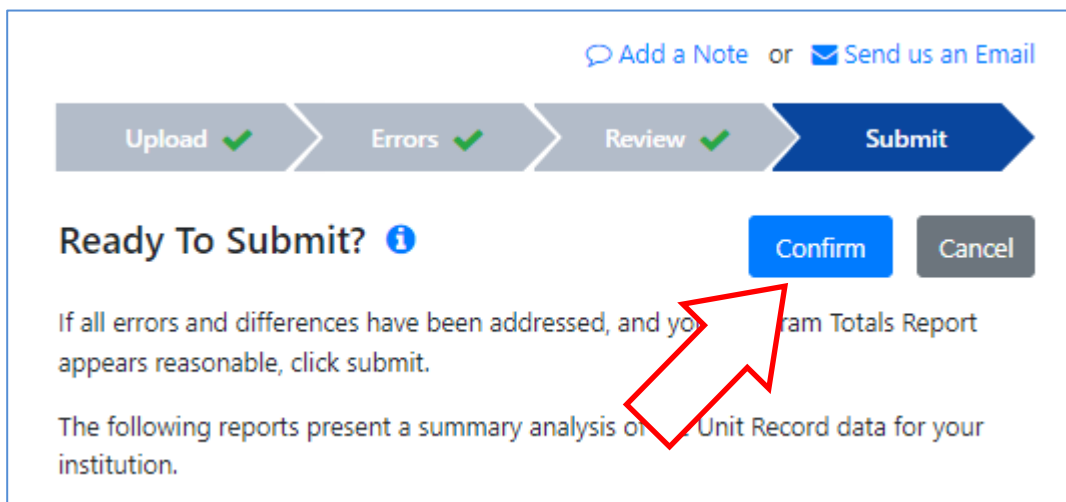
Ready To Submit? ⓘ

Submit

If all errors and differences have been addressed, and your Program Report appears reasonable, click submit.

The following reports present a summary analysis of the Unit Record data for your institution.

Next, click the “Confirm” button if sure that no additional changes need to be made in the URR. Once the URR has been submitted, the institutional User will be unable to re-enter the URR without WSAC URR Team staff assistance.



Add a Note or Send us an Email

Upload ✓ Errors ✓ Review ✓ Submit

Ready To Submit? ⓘ

Confirm Cancel

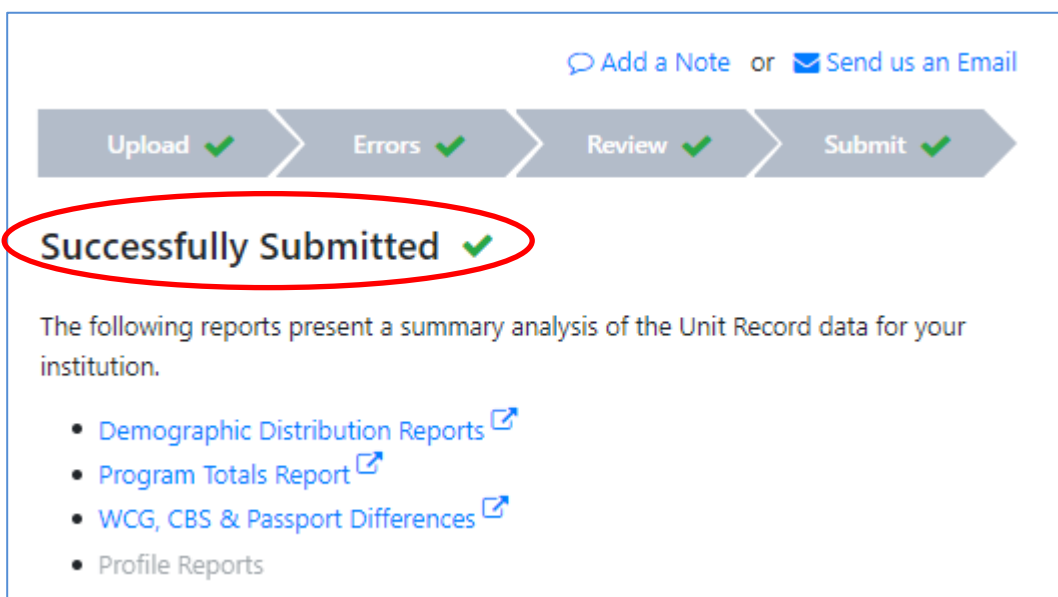
If all errors and differences have been addressed, and your Program Totals Report appears reasonable, click submit.

The following reports present a summary analysis of your Unit Record data for your institution.

After clicking the “Confirm” button, the Portal will reprocess the file edits before the URR is submitted to WSAC as final. Newly discovered errors will produce an error message that will redirect the User back to the Errors screen to address any issues. Users must correct the new errors, then move through the Review tab and re-review the WCG/CBS/PTC/Bridge Differences reports before clicking the “I have reviewed the report” and Submit buttons.

After submitting URR data successfully, Users will receive a “Successfully Submitted” screen. WSAC staff will receive confirmation of the URR submission.

Contact the WSAC Unit Record Report team at unitrecord@wsac.wa.gov if you identify any additional changes necessary to the data after submission.



Add a Note or Send us an Email

Upload ✓ Errors ✓ Review ✓ Submit ✓

Successfully Submitted ✓

The following reports present a summary analysis of the Unit Record data for your institution.

- [Demographic Distribution Reports](#)
- [Program Totals Report](#)
- [WCG, CBS & Passport Differences](#)
- [Profile Reports](#)

[Download of “point-in-time” URR Data File](#)

At the time of submittal, WSAC recommends that the institution download a copy of the final “point-in-time” URR data file for retention in institutional records. The download is a mirror of the URR data as it exists on file at WSAC at the “point-in-time” the download file is generated. It includes all added records, error corrections/edits, and overrides entered. Keeping a copy of the final, edited file at submission for history is recommended.

Ability to download an interim point-in-time file(s) of the URR is not new but the button has been moved to the Upload screen (download of files from the Search screen are no longer full URR data files). The download may be helpful to pull data to create an abbreviated supplemental file to effect “bulk” deletion or editing of multiple records, or if the institution is considering a total deletion of the original file upload but wants to retain all edits made in the file to date before discarding the original file.

The “point-in-time” URR data file may be downloaded at time of Submit, or during active editing of the URR prior to final submit, by navigating to the Upload screen and clicking on the “Download Report” button at the bottom of the screen.

Upload

Errors

Review

Submit

Successfully Uploaded

Students reported to date:

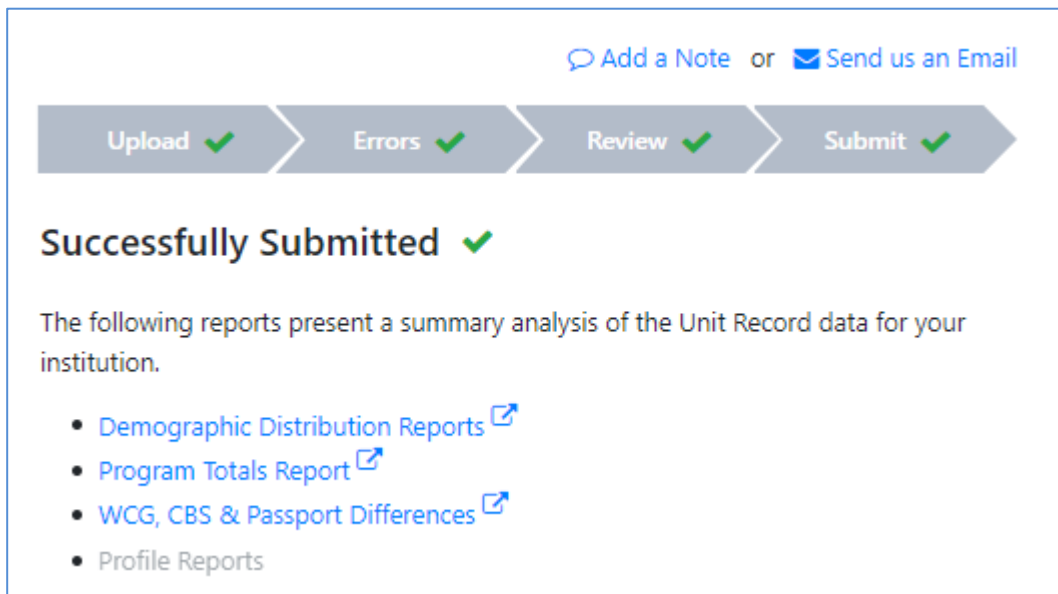
Year in School	Count
Freshman/1st Year	2
Sophomore/2nd Year	2
Junior/3rd Year	2
Senior/4th Year	2
Graduate	1
Other	1
Total	10



Reports Available After Submission

From the Submit screen, Users have an opportunity to review and download copies of the “Demographic Report” as well as the Program Totals Report. These reports are available for download for up to four years until the next reporting cycle is added to the year selection dropdown box and the oldest year is removed. The Demographics, Program Totals, WCG/CBS/PTC/Bridge Differences and Profile reports for the fifth year are removed at that time as the year is no longer available from the dropdown options.

NOTE: The Profile Reports button is grayed out until those reports are finalized in January. WSAC will announce availability of Profile Reports to institutions when ready for download. Profile Reports remain available on the Portal for download for up to four years.



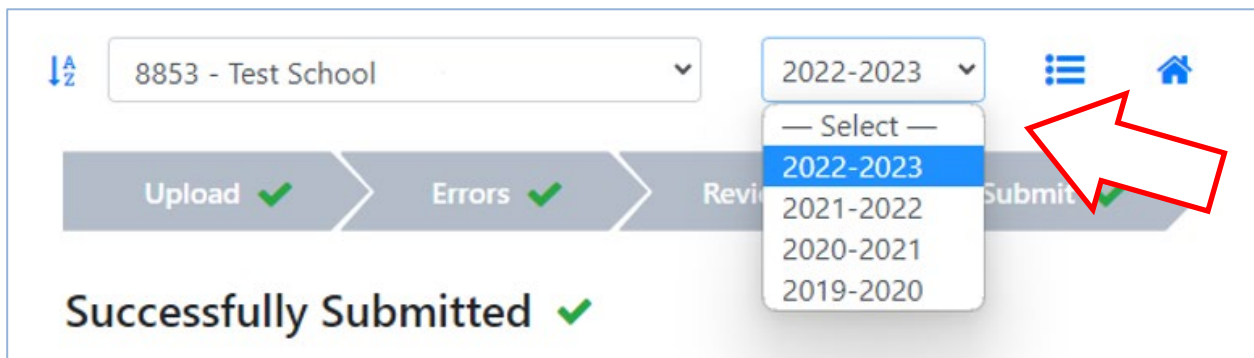
WSAC recommends that you retain copies of the Program Totals Report and Demographic Distribution Reports after submitting your final URR. You may also review previous-year Profile Reports at that time.

PLEASE NOTE: WSAC will remove any non-essential, non-need-based data for student records that do not contain at least one dollar of need-based aid from your institution’s records after WSAC has finalized all URRs. This means that, prior to final closure of all URR submissions for the year, your preliminary Institutional Totals Report column for 2022-23 may include some non-need-based aid records that WSAC will remove later. Until WSAC removes all non-essential non-need-based aid from the 2022-23 column, your Program Totals Report could reflect a greater percentage change between 2022-22 and 2022-23 than will appear after WSAC releases the final reports for 2022-23 in January 2024.

Updated Profile Reports Available in January 2024

Updated Profile Reports that compare 2022-23 institutional data to aggregate same sector institutions and all institutions in the state will be available in January 2024. Institutions will receive an email announcement when those reports are available.

Prior to January 2024, Profile Reports are downloadable for the three previous years' comparison data. You may download and print those reports as a PDF at any time by selecting the appropriate academic year report from the dropdown box shown of the URR Submit screen.



The screenshot displays the URR Submit interface. At the top, there is a school selection dropdown showing "8853 - Test School". To its right is a dropdown menu for selecting an academic year, currently set to "2022-2023". A red arrow points to this dropdown menu, which is open, showing options: "— Select —", "2022-2023" (highlighted in blue), "2021-2022", "2020-2021", and "2019-2020". Below the school dropdown is a progress bar with four steps: "Upload" (with a green checkmark), "Errors" (with a green checkmark), "Review" (partially visible), and "Submit" (with a green checkmark). At the bottom, a message reads "Successfully Submitted" with a green checkmark. In the top right corner, there are icons for a menu and a home page.

APPENDIX A: NEED-BASED AND NON-NEED BASED PROGRAM RECIPIENTS TO REPORT

NOTE: Aid types below are listed in the same order as the File Format shown in Appendix B.

<i>Are aid types need-based or not?</i>	Need-Based (FAFSA or WASFA data required)	Need-Based (FAFSA or WASFA data optional)	Non-Need Based Federal Loans	Non-Need Based Other Programs
<i>What recipients should be reported?</i>	Report all recipients	Report all recipients	Report all recipients	Only report recipients who are also need-based recipients
<i>Should FAFSA or WASFA data be submitted?</i>	Yes	Yes, if FAFSA or WASFA data is available	Yes, FAFSA data required	Yes, if FAFSA or WASFA data is available
Name of Program or Aid Type				
Federal Pell Grant	X			
Federal SEOG	X			
Federal TEACH Grant		X		
Federal Nursing Scholarships		X		
Federal Work Study	X			
Federal Nursing Health Loans		X		
Federal Direct Subsidized Loans	X			
Federal Direct Unsubsidized Loans			X	
Federal Parent PLUS Loans			X	
Federal Grad PLUS Loans			X	
Washington College Grant	X			
Washington College Grant Apprenticeship	X			
WCG-Bridge (Washington Bridge Grant)	X			
College Bound Scholarship	X			
Passport to College Scholarship	X			
Passport to College Incentive Grant	X			
National Guard Grant		X		
WAVE (Washington Award for Vocational Excellence)				X

Appendix A

<i>Are aid types need-based or not?</i>	Need-Based (FAFSA or WASFA data required)	Need-Based (FAFSA or WASFA data optional)	Non-Need Based Federal Loans	Non-Need Based Other Programs
<i>What students should be reported?</i>	Report all recipients	Report all recipients	Report all recipients	Only report recipients who are also need-based recipients
<i>Should FAFSA or WASFA data be submitted?</i>	Yes	Yes, if FAFSA or WASFA data is available	Yes, FAFSA data required	Yes, if FAFSA or WASFA data is available
Name of Program or Aid Type				
Alternative Routes		X		
Paraeducators (Pipeline for)		X		
Teacher Shortage Conditional Scholarship		X		
Teacher Grant Programs	X			
WSOS BA Scholarship		X		
WSOS Career Tech Scholarship		X		
WSOS Graduate Scholarship		X		
SBCTC Opportunity Grant		X		
Other State Funded Gift Assistance		X		
On Campus State Work Study	X			
Off Campus State Work Study	X			
WorkForce Training Funds		X		
Need Based Institutional Gift Aid		X		
Non-Need Based Institutional Gift Aid				X
Institutional Employment		X		
Institutional Loans				X
Conditional Loans				X
Private Loans				X
Other Loans				X
Outside Scholarships				X
VA Benefit				X
Other Agency Assistance				X

APPENDIX B: RECORD LAYOUT

The following shows field header names, valid inputs, remarks, and changes. A CSV file layout with headers is available on the WSAC website at: www.wsac.wa.gov/unit-record. Field names are hyperlinked to the corresponding field names in Chapter 2 (Data Definitions).

Field/Column Header Name	Valid Inputs	Remarks	Changes?
IsDelete	'N' or "No" or 'false' 'Y' or "Yes" or 'True' May leave blank	Default is 'N,' 'No,' 'false,' or leave blank. Entry of 'Y,' 'Yes,' or 'true' will delete student record(s)	No
SSN	Numbers, with or without hyphens, no spaces	Required for all recipients. Nine-digit SSN. Include leading zeros, if necessary, to fill all nine digits. For students reported in CSAW: Report the same number used in CSAW. For students not reported in CSAW: Report the same number used in your institutional reporting.	No
InstitutionStudentID	Any characters (up to 50)	Unique identifier for the student (SID) at your school. Public baccalaureate institutions should use the nine-character PCHEES Student ID as the first nine characters. CTCs should use the nine-character, college-assigned SID. Optional for private institutions. Privates may leave this field blank.	No
LastName	Any characters (up to 100)	Required for all recipients. If a student only has a first name, report that name as first name and last name.	No
FirstName	Any characters (up to 50)	Required for all recipients. If a student only has a last name, report that name as first name and last name.	No

Appendix B

Field/Column Header Name	Valid Inputs	Remarks	Changes?
MiddleName	Any characters (up to 50)	Optional, but provide if available – even if only the initial.	No
DateOfBirth	Most standard US database date-only outputs are supported e.g.: <ul style="list-style-type: none"> 12/1/1987 Dec 10 1990 12 Aug 1994 'April 1, 1992' '1 May, 1990' 	Required field if reporting FAFSA-based or WASFA aid types; otherwise, optional and may remain blank. Standard US dates. Two-digit years accepted, but four-digit years are preferred. If commas are included in the dates, enclose the data in quotes.	No
Gender	'1' or 'Male' '2' or 'Female' '3' or 'Unknown' '4' or 'X/Non-Binary'	Required for all recipients.	No
IsStateResident	'y' or 'true' 'n' or 'false'	Required for all recipients.	No
YearInSchool	'1' or 'Freshman/1 st Year' '2' or 'Sophomore/ 2 nd Year' '3' or 'Junior/3 rd Year' '4' or 'Senior/4 th Year' '5' or 'Unclassified/5 th Year' '6' or 'Graduate' '7' or 'Professional' '8' or 'Other'	Required for all recipients. Report the status as of the beginning of the term of the recipient's last financial aid disbursement for the 2022-23 year.	No
IsOfHispanicOrigin	'y' or 'true' 'n' or 'false' blank if not reported	Report if available. Leave blank only if information is not available. Blanks counted as 'n' or 'false.'	No
IsRaceAmericanIndianAlaskaNative	'y' or 'true' 'n' or 'false' blank if not reported	Report if available. Leave blank only if information is not available. Blanks counted as 'n' or 'false.' May report 'y' or 'true' in one or more race category.	No

Appendix B

Field/Column Header Name	Valid Inputs	Remarks	Changes?
IsRaceAsian	'y' or 'true' 'n' or 'false' blank if not reported	Report if available. Leave blank only if information is not available. Blanks counted as 'n' or 'false.' May report 'y' or 'true' in one or more race category.	No
IsRaceBlackAfricanAmerican	'y' or 'true' 'n' or 'false' blank if not reported	Report if available. Leave blank only if information is not available. Blanks counted as 'n' or 'false.' May report 'y' or 'true' in one or more race category.	No
IsRaceNativeHawaiianPacificIslander	'y' or 'true' 'n' or 'false' blank if not reported	Report if available. Leave blank only if information is not available. Blanks counted as 'n' or 'false.' May report 'y' or 'true' in one or more race category.	No
IsRaceWhite	'y' or 'true' 'n' or 'false' blank if not reported	Report if available. Leave blank only if information is not available. Blanks counted as 'n' or 'false.' May report 'y' or 'true' in one or more race category.	No
IsRaceOther	'y' or 'true' 'n' or 'false' blank if not reported	Report if available. Leave blank only if information is not available. Blanks counted as 'n' or 'false.' May report 'y' or 'true' in one or more race category.	No
ISIRWASFATransNumber	Integer 1 to 100 blank if no ISIR or WASFA	Required for all recipients with a FAFSA or WASFA on file. Report transaction number used to award aid. Leave blank if no FAFSA or WASFA data available	No
RejectedISIRWASFA	'y' or 'true' 'n' or 'false'	Required for all records. Use 'y' or 'true' if student did not file FAFSA or WASFA, or has only an invalid, rejected ISIR or WASFA. A blank will trigger an upload fail.	No

Appendix B

Field/Column Header Name	Valid Inputs	Remarks	Changes?
<u>MaritalStatus</u>	'1' or 'Unmarried' '2' or 'Married' '3' or 'Separated'	Required for all need-based aid recipients with a FAFSA or WASFA on file. May be blank if FAFSA or WASFA data unavailable.	No
<u>IsDependent</u>	'y' or 'true' 'n' or 'false'	Required for all need-based aid recipients with a FAFSA or WASFA on file. May be blank if FAFSA or WASFA data unavailable.	No
<u>FamilySize</u>	Integer > 0 1 to 20	Required for all need-based aid recipients with a FAFSA or WASFA on file. May be blank if FAFSA or WASFA data unavailable. Matched to CSAW data.	No
<u>NumberInCollege</u>	Integer > 0 1 to 20	Required for all need-based aid recipients with a FAFSA or WASFA on file. May be blank if FAFSA or WASFA data unavailable. Matched to CSAW data.	No
<u>FamilyIncome</u>	Integer between -300000 and 600000	Required for all need-based aid recipients with a FAFSA or WASFA on file. Leave blank if FAFSA or WASFA data not available. Matched to CSAW data.	No
<u>CostOfAttendance</u>	Integer 0 to 250000	Required for all need-based aid recipients with a FAFSA or WASFA on file. May be blank if FAFSA or WASFA data not available. Must use full assessed tuition amount in COA calculation for WCG and CBS recipients and, when possible, for other need-based aid recipients	No

Appendix B

Field/Column Header Name	Valid Inputs	Remarks	Changes?
<u>ExpectedFamilyContribution</u>	Integer 0 to 250000	Required for all need-based aid recipients with a FAFSA or WASFA on file. Leave blank if FAFSA or WASFA data is not available. Report FM only.	No
<u>NeedDuration</u>	Integer 1 to 12	Number of months. Required for all need-based aid recipients with a FAFSA or WASFA on file. Leave blank if FAFSA or WASFA data not available.	No
<u>NeedAmount</u>	Non-negative Integer 0 to 250000	Required for all need-based aid recipients with a FAFSA or WASFA on file. Leave blank if FAFSA or WASFA data not available.	No

Enrollment Status and Payments by Term Section

The following set of fields appears five (5) times each in the sample CSV File with 'TERM' in the column header name being replaced in turn by 'Summer1', 'Fall', 'Winter', 'Spring', and 'Summer2'. For example, TERMEnrollmentStatus becomes FallEnrollmentStatus for the Fall Enrollment. All of these fields are required for each student reported.

Field/Column Header Name	Valid Inputs	Remarks	Changes?
TERMEnrollmentStatus	'0' or 'Not enrolled' '1' or 'Full time' '2' or 'Half time' '3' or '3/4 time' '5' or '< Half Time'	Required for all recipients for each of the five terms. If the institution does not have that term (e.g., winter for semester institutions), report as '0'. Same reporting as for CSAW.	No
TERMFederalPellGrant	Non-negative Integer 0 to 10343	Need-based (FAFSA data required). Report all recipients.	Yes
TERMFederalSEOG	Non-negative Integer 0 to 6000	Need-based (FAFSA data required). Report all recipients.	No
TERMFederalTEACHGrant	Non-negative Integer 0 to 99999	Need-based (FAFSA data optional). Report all recipients.	No
TERMFederalNursingScholarships	Non-negative Integer 0 to 99999	Need-based (FAFSA data optional). Report all recipients.	No
TERMFederalWorkStudy	Non-negative Integer 0 to 99999	Need-based (FAFSA data required). Report all recipients.	No
TERMFederalNursingHealthLoans	Non-negative Integer 0 to 99999	Need-based (FAFSA data optional). Report all recipients.	No
TERMFederalDirectSubsidizedLoans	Non-negative Integer 0 to 23000	Need-based (FAFSA data required). Report all recipients.	Yes
TERMFederalDirectUnsubsidizedLoans	Non-negative Integer 0 to 90000	Non-need based federal loans. Report all recipients.	No
TERMFederalParentPLUSLoans	Non-negative Integer 0 to 99999	Non-need based federal loans. Report all recipients.	No

Appendix B

Field/Column Header Name	Valid Inputs	Remarks	Changes?
<u>TERMFederalGradPLUSLoans</u>	Non-negative Integer 0 to 99999	Non-need based federal loans. Report all recipients.	No
<u>TERMWACollegeGrant</u>	Non-negative Integer 0 to 19000	Need-based (FAFSA or WASFA data required). Report all recipients.	No
<u>TERMWCGApprenticeship</u>	0	Zero for 2022-23. Report 2022-23 WCG Apprenticeships in WCG	No
<u>TERMWCGBridge</u>	Non-negative Integer 0 to 500	Need-based (FAFSA or WASFA data required). Report all recipients.	<u>Yes</u>
<u>TERMColegeBoundScholarship</u>	Non-negative Integer 0 to 12000	Need-based (FAFSA data required). Report all recipients.	No
<u>TERMPassporttoCollegeScholarship</u>	Non-negative Integer 0 to 7500	Need-based (FAFSA or WASFA data required). Report all recipients.	No
<u>TERMPassporttoCollegeIncentiveGrant</u>	Non-negative Integer 0 to 5000	Need-based (FAFSA or WASFA data required). Report only those who received incentive grants as direct student aid.	No
<u>TERMNationalGuardGrant</u>	Non-negative Integer 0 to 6000	Need based (FAFSA or WASFA data required). Report all recipients.	<u>Yes</u>
<u>TERMWAVE</u>	Non-negative Integer 0 to 16500	Non-need based (FAFSA or WASFA data optional). Report all recipients.	<u>Yes</u>
<u>TERMAAlternativeRoutes</u>	Non-negative Integer 0 to 8000	Need based (FAFSA or WASFA data required). Report all recipients.	No
<u>TERMParaeducator</u>	Non-negative Integer 0 to 4000	Need based (FAFSA or WASFA data required). Report all recipients.	No
<u>TERMTeacherShortageConditionalScholarship</u>	Non-negative Integer 0 to 8000	Need based (FAFSA or WASFA data required). Report all recipients.	No

Appendix B

Field/Column Header Name	Valid Inputs	Remarks	Changes?
<u>TERMTeacherGrantPrograms</u>	Non-negative integer 0 to 8000	Need-based (FAFSA or WASFA data required) Report all recipients	No
<u>TERMWSOSBAScholarship</u>	Non-negative Integer 0 to 7500	Need-based (FAFSA data optional). Report all recipients.	No
<u>TERMWSOSCareerTech</u>	Non-negative Integer 0 to 10000	Need-based (FAFSA data optional). Report all recipients.	No
<u>TERMWSOSGradScholarship</u>	Non-negative Integer 0 to 18750	Need-based (FAFSA data optional). Report all recipients.	No
<u>TERMSBCTCOpportunityGrant</u>	Non-negative Integer 0 to 10000	Need-based (FAFSA data optional). Report all recipients.	No
<u>TERMOtherStateFundedGiftAssistance</u>	Non-negative Integer 0 to 99999	Need-based (FAFSA or WASFA data optional). Report all recipients.	No
<u>TERMONCampusStateWorkStudy</u>	Non-negative Integer 0 to 99999	Need-based (FAFSA or WASFA data required). Report all recipients.	No
<u>TERMOffCampusStateWorkStudy</u>	Non-negative Integer 0 to 99999	Need-based (FAFSA or WASFA data required). Report all recipients	No
<u>TERMWorkForceTrainingFunds</u>	Non-negative Integer 0 to 99999	Need-based (FAFSA data optional). Report all recipients.	No
<u>TERMNeedBasedInstitutionalGiftAid</u>	Non-negative Integer 0 to 99999	Need-based (FAFSA data optional). Report all recipients.	No
<u>TERMNonNeedBasedInstitutionalGiftAid</u>	Non-negative Integer 0 to 99999	Non-need based. Only report students who are also need-based recipients.	No
<u>TERMINstitutionalEmployment</u>	Non-negative Integer 0 to 99999	Need-based (FAFSA data optional). Report all recipients.	No
<u>TERMINstitutionalLoans</u>	Non-negative Integer 0 to 99999	Non-need based. Only report students who are also need-based recipients.	No

Appendix B

Field/Column Header Name	Valid Inputs	Remarks	Changes?
<u>TERMConditionalLoans</u>	Non-negative Integer 0 to 99999	Non-need based. Only report students who are also need-based recipients.	No
<u>TERMPrivateLoans</u>	Non-negative Integer 0 to 99999	Non-need based. Only report students who are also need-based recipients.	No
<u>TERMOtherLoans</u>	Non-negative Integer 0 to 99999	Non-need based. Only report students who are also need-based recipients.	No
<u>TERMOutsideScholarships</u>	Non-negative Integer 0 to 99999	Non-need based. Only report students who are also need-based recipients.	No
<u>TERMVABenefit</u>	Non-negative Integer 0 to 99999	Non-need based. Report only Veterans waivers or benefits that reduce COA, for students who also received need-based aid.	No
<u>TERMOtherAgencyAssistance</u>	Non-negative Integer 0 to 99999	Non-need based. Only report students who are also need-based recipients.	No

APPENDIX C: SYSTEM EDITS

Errors that prevent File Upload and Import

- File is not in CSV format (or is otherwise unreadable).
- File Header row is missing.
- File Header row is missing some of the column headings:
 - Headings must be spelled correctly without extra punctuation or spaces.
 - Headings can be in any order.
 - Any character casing in the headings will be accepted.
- File Header has 'extra' columns (i.e., columns not in the file specifications).
- SSN duplicated on multiple rows.
- Institution Student ID is not blank and duplicated on multiple rows.
- Data rows do not have the same number of columns as the header row.
- Required fields are missing values:
 - SSN
 - LastName
 - FirstName
 - Gender
 - IsStateResident
 - YearInSchool
 - RejectedISIRWASFA
 - EnrollmentStatus (for all five terms)
 - Financial Aid Received (for all five terms for all programs)
- Numeric columns do not contain valid numbers (numbers in URR are always integers).
- Selection columns (e.g., marital status, enrollment status, year in school) do not contain valid selections.
- Boolean (yes/no) columns do not contain valid codes.
- Date fields do not contain valid dates (e.g., '2004–0101' or '12/31/2019'). If commas are included in the dates, enclose the data in quotes.

Detailed Data Edit Errors

Edit	Overrideable
Alternative Routes Amount Differs from Awards On File	X
Alternative Routes Award Not Found In Awards On File	X
College Bound Scholarship Award Differs From CSAW	X
College Bound Scholarship Award Not Found In CSAW	X
College Bound Scholarship Recipient Not A State Resident	
Cost of Attendance Does Not Match FAFSA or WASFA	X
Cost Of Attendance Is Required For FAFSA-Based and WASFA Aid Types	
Cost Of Attendance Minus EFC Does Not Equal Need	X
Cost Of Attendance Outside Expected Range	X
Date Of Birth Is Required For FAFSA-Based and WASFA Aid Types	
Date Of Birth Outside Expected Range	informational
Dependent Student Minimum Family Size Must Be At Least 2	X
Duration Of Need Must Be In The Range Of 1 To 12 Months	X
Enrollment Does Not Match Need Duration	informational
Expected Family Contribution Does Not Match FAFSA or WASFA	X
Expected Family Contribution Is Required For FAFSA-Based and WASFA Aid Types	
Expected Family Contribution Outside Expected Range	informational
Fall term Enrollment Status cannot be Not Enrolled when Fall term aid has been reported	X
Family Income Does Not Match CSAW Record	X
Family Income Does Not Match FAFSA or WASFA	X
Family Income Is Required For FAFSA-Based and WASFA Aid Types	
Family Income, Need Amount, Expected Family Contribution, And Need Duration Must All Be Present Or All Blank	
Family Income Outside Expected Range	X
Family Size Does Not Match FAFSA or WASFA	
Family Size Is Required For FAFSA-Based and WASFA Aid Types	
Family Size Outside Expected Range 1-20	X
Federal GradPLUS Loan Recipient Must Be Reported As Graduate Student	
Federal ParentPLUS Loan Recipient Cannot Be Reported As Graduate Student	X
Graduate students may only be reported by select institution types	X
Is Dependent Is Required For FAFSA-Based and WASFA Aid Types	
Marital Status Is Required For FAFSA-Based and WASFA Aid Types	
Married Student Minimum Family Size Must Be At Least 2	X
National Guard Grant Amount Differs from Awards On File	X
National Guard Grant Award Not Found In Awards On File	X
Need Amount Cannot Exceed Cost Of Attendance	X
Need Amount Is Required For FAFSA-Based and WASFA Aid Types	
Need Amount Reported For Need Based Aid Recipient Is Outside Expected Range	
Need Duration Is Required For FAFSA-Based and WASFA Aid Types	

Appendix C

Edit	Overrideable
Number In College Cannot Be Greater Than Family Size	
Number In College Does Not Match FAFSA or WASFA	
Number In College Is Required For FAFSA-Based and WASFA Aid Types	
Number In College Outside Expected Range 1-20	X
Passport Recipient Not Independent	X
Passport To College Scholarship Award Differs from WSAC Records	X
Passport To College Scholarship Award Not Found in WSAC Records	X
Passport To College Scholarship Recipient Not a State Resident	
Paraeducator Amount Differs From Awards On File	X
Paraeducator Award Not Found In Awards On File	X
Spring Term Enrollment Status Cannot Be Not Enrolled When Spring Term Aid Has Been Reported	X
SSN Does Not Appear To Be a Valid Number	X
State Work Study No Valid Institutional SWS Allocation in Portal	
State Work Study Not A State Resident	
Student ISIR or WASFA Transaction Number Not Reported	X
Student Not Enrolled	X
Student Passport Incentive Not Found in Awards File	X
Sum of family size and number in college must match CSAW	X
Summer 1 term Enrollment Status cannot be Not Enrolled when Summer 1 term aid has been reported	X
Summer 2 term Enrollment Status cannot be Not Enrolled when Summer 2 term aid has been reported	X
Teacher Grant Programs Award Differs from WSAC Records	X
Teacher Grant Programs Award Not Found In WSAC Records	X
Teacher Shortage Conditional Scholarship Amount Differs From Awards On File	X
Teacher Shortage Conditional Scholarship Award Not Found In Awards On File	X
Total Aid Reported Is Zero	X
Total Alternative Routes Outside Expected Range	X
Total College Bound Scholarship Outside Expected Range	X
Total Conditional Loans Outside Expected Range	X
Total Federal Direct Subsidized Loans Outside Expected Range	X
Total Federal Direct Unsubsidized Loans Outside Expected Range	X
Total Federal GradPLUS Loans Outside Expected Range	X
Total Federal Nursing Health Loans Outside Expected Range	X
Total Federal Nursing Scholarships Outside Expected Range	X
Total Federal ParentPLUS Loans Outside Expected Range	X
Total Federal PELL Grant Outside Expected Range	X
Total Federal SEOG Outside Expected Range	X
Total Federal TEACH Grant Outside Expected Range	X
Total Federal Work Study Outside Expected Range	X

Appendix C

Edit	Overrideable
Total Institutional Employment Outside Expected Range	X
Total Institutional Loans Outside Expected Range	X
Total National Guard Grant Outside Expected Range	X
Total Need-Based Aid Exceeds the Reported Need Amount	informational
Total Need-Based Institutional Gift Aid Outside Expected Range	X
Total Non-Need Based Institutional Gift Aid Outside Expected Range	X
Total Other Agency Assistance Outside Expected Range	X
Total Other Loans Outside Expected Range	X
Total Other State Funded Gift Assistance Outside Expected Range	X
Total Outside Scholarships Outside Expected Range	X
Total Paraeducator Outside Expected Range	X
Total Passport To College Scholarship Outside Expected Range	X
Total Passport To College Incentive Grant Outside Expected Range	X
Total Private Loans Outside Expected Range	X
Total State Work Study Outside Expected Range	X
Total Teacher Grant Programs Outside Expected Range	X
Total Teacher Shortage Conditional Scholarship Outside Expected Range	X
Total SBCTC Opportunity Grant Outside Expected Range	X
Total Washington College Grant Outside Expected Range	X
Total WCG Bridge Outside Expected Range	X
Total WAVE Outside Expected Range	X
Total WorkForce Training Funds Outside Expected Range	X
Total WSOS BA Scholarship Outside Expected Range	X
Total WSOS Career Tech Scholarship Outside Expected Range	X
Total WSOS Graduate Scholarship Outside Expected Range	X
Washington College Grant Award Differs from CSAW	X
Washington College Grant Award Not Found In CSAW	X
Washington College Grant Recipient Not A State Resident	
WAVE Amount Differs from Awards On File	X
WAVE Award Not Found in Awards On File	X
WCG Bridge Amount Differs from CSAW	X
WCG Bridge Award Not Found In CSAW	X
WCG Bridge Recipient Not A State Resident	
Winter term Enrollment Status cannot be Not Enrolled when Winter term aid has been reported	X
WSOS BA Scholarship Recipient Not a State Resident	
WSOS Career Tech Recipient Not a State Resident	
WSOS Graduate Scholarship Recipient Not a State Resident	

APPENDIX D: QUICK LOOK-UP BY FINANCIAL AID PROGRAM

Financial Aid Program	Unit Record Report Field Name
3.5% or 4% waivers	NeedBasedInstitutionalGiftAid
Aerospace Loan Program (ALP)	OtherLoans
Alternative Routes to Teaching Certification	AlternativeRoutes
American Indian Endowed Scholarship	OtherStateFundedGiftAssistance
AmeriCorp	OtherAgencyAssistance
Athletic waiver	NeedBasedInstitutionalGiftAid or NonNeedBasedInstitutionalGiftAid
BA Scholarship	WSOSBAScholarship
Basic Food Employment & Training (BFE&T)	WorkForceTrainingFunds
Bridge Grant	WCGBridge
Bureau for Indian Affairs (BIA) Scholarship	OtherAgencyAssistance
Canadian, Micronesian, or Alaska Student Loans	OtherLoans
Career and Technical Scholarship	WSOSCareerTech
CBS	CollegeBoundScholarship
CCAMPIS	OtherAgencyAssistance
Chapters 31 and 33 veterans' benefits	<u>NOT TO BE REPORTED IN URR</u>
College Bound Scholarship	CollegeBoundScholarship
Child Care Access Means Parents in School (CCAMPIS)	OtherAgencyAssistance
College Success Foundation Opportunity Scholarship	WSOSBAScholarship
Company scholarships	OutsideScholarships
Conditional awards in special education	AlternativeRoutes, Paraeducator, or TeacherShortageConditionalScholarship
Early Achievers Opportunity Grant	OtherStateFundedGiftAssistance
Education and Training Voucher (ETV)	OtherAgencyAssistance
Employer funded tuition assistance	OutsideScholarships
Federal Grad PLUS Loans	FederalGradPLUSLoans
Federal Direct Subsidized Loans	FederalDirectSubsidizedLoans
Federal Direct Unsubsidized Loans	FederalDirectUnsubsidizedLoans
Federal Nursing Student Loan	FederalNursingHealthLoans
Federal nursing and other health professional training scholarships and grants	FederalNursingScholarships
Federal Parent PLUS Loans	FederalParentPLUSLoans
Federal Pell Grant	FederalPellGrant
Federal scholarships for TRIO students	OtherAgencyAssistance
Federal SEOG	FederalSEOG
Federal Subsidized Stafford Loans	FederalDirectSubsidizedLoans
Federal Supplemental Educational Opportunity Grant	FederalSEOG
Federal Unsubsidized Stafford Loans	FederalDirectUnsubsidizedLoans
Federal Work Study	FederalWorkStudy
Federal TEACH Grant	FederalTEACHGrant

Appendix D

Financial Aid Program	Unit Record Report Field Name
GET Prepaid Tuition amounts	<u>NOT TO BE REPORTED IN URR</u>
Global Opportunity Grant (UW only)	OtherStateFundedGiftAssistance
Gold Star Book Stipend	OtherStateFundedGiftAssistance
Governors' Scholarship (from CSF)	OutsideScholarships
Grad PLUS Loans	FederalGradPLUSLoans
Graduate Tuition Waivers	NeedBasedInstitutionalGiftAid or NonNeedBasedInstitutionalGiftAid
Health professions student loan funds	FederalNursingHealthLoans
Institutional aid fund (public institutions only)	NeedBasedInstitutionalGiftAid or NonNeedBasedInstitutionalGiftAid
Institutional aid fund disbursed as work	InstitutionalEmployment
Institutional grants and scholarships	NeedBasedInstitutionalGiftAid or NonNeedBasedInstitutionalGiftAid
Institutional loans	InstitutionalLoans
Leadership 1000 Scholarship (from CSF)	OutsideScholarships
L&I assistance	OtherAgencyAssistance
National Guard Grant	NationalGuardGrant
National Merit Scholarships	OutsideScholarships
Need-based institutional gift aid	NeedBasedInstitutionalGiftAid
Need-based tuition & fee waiver	NeedBasedInstitutionalGiftAid
Non-need based institutional gift aid	NonNeedBasedInstitutionalGiftAid
Non-need-based tuition & fee waiver	NonNeedBasedInstitutionalGiftAid
Non-work study institutional & off-campus employment	InstitutionalEmployment
Nonresident enrollment incentive waiver	NeedBasedInstitutionalGiftAid or NonNeedBasedInstitutionalGiftAid
Off-Campus State Work Study	OffCampusStateWorkStudy
On-Campus State Work Study	OnCampusStateWorkStudy
Opportunity Grant (from SBCTC)	SBCTCOpportunityGrant
Opportunity Scholarship (from Washington STEM/WSOS)	WSOSBAScholarship
Organizational scholarships	OutsideScholarships
Other agency assistance	OtherAgencyAssistance
Other conditional loans not reported elsewhere	ConditionalLoans
Other loans not reported elsewhere	OtherLoans
Other state scholarships (i.e., Oregon)	OutsideScholarships
Other state-funded gift assistance	OtherStateFundedGiftAssistance
Outside scholarships	OutsideScholarships
Paraeducator	Paraeducator
Passport to College Scholarship	PassporttoCollegeScholarship
Passport to College Incentive Grant	PassporttoCollegeIncentiveGrant
Parent PLUS Loans	FederalParentPLUSLoan
Pell Grant	FederalPellGrant

Financial Aid Program	Unit Record Report Field Name
Pipeline for Paraeducators Conditional Scholarship	Paraeducator
PLUS Loans	FederalGradPLUSLoan or FederalParentPLUSLoan
PREP loans	PrivateLoans
Private loans	PrivateLoans
Private scholarships	OutsideScholarships
Robert C. Byrd Honors Scholarship	OutsideScholarships
ROTC Scholarships	OtherAgencyAssistance
Rural Jobs Initiative (RJI)	WSOSCareerTech
SBCTC Opportunity Grant	SBCTCOpportunityGrant
SEOG	FederalSEOG
Service club scholarships	OutsideScholarships
Services for the Blind assistance	OtherAgencyAssistance
SEAG	OtherStateFundedGiftAssistance
“Shot of a Lifetime” program (WA Vaccine Incentive Scholarship)	OtherAgencyAssistance
SNG	WACollegeGrant
SSEH Pilot	OtherStateFundedGiftAssistance
Stafford Loans (subsidized)	FederalDirectSubsidizedLoans
Stafford Loans (unsubsidized)	FederalDirectUnsubsidizedLoans
State Need Grant	WACollegeGrant
State Work Study	OnCampusStateWorkStudy or OffCampusStateWorkStudy
State Work Study off-campus	OffCampusStateWorkStudy
State Work Study on-campus	OnCampusStateWorkStudy
Student Emergency Assistance Grant (SEAG)	OtherStateFundedGiftAssistance
Subsidized Stafford Loans	FederalDirectSubsidizedLoans
Supplemental Educational Opportunity Grant	FederalSEOG
SWS (off-campus)	OffCampusStateWorkStudy
SWS (on-campus)	OnCampusStateWorkStudy
Support Students Experiencing Homelessness (SSEH) Pilot	OtherStateFundedGiftAssistance
TEACH Grant	FederalTEACHGrant
Teacher Grant Programs	TeacherGrantPrograms
Teacher Shortage Conditional Scholarship	TeacherShortageConditionalScholarship
Tuition & fee waiver (need-based)	NeedBasedInstitutionalGiftAid
Tuition & fee waiver (non-need based)	NonNeedBasedInstitutionalGiftAid
Unsubsidized Stafford Loans	FederalDirectUnsubsidizedLoans
Veterans’ benefits	VABenefit
Vocational Rehabilitation assistance	OtherAgencyAssistance
Washington Award for Vocational Excellence (WAVE)	WAVE
Washington College Bound Scholarship	CollegeBoundScholarship
Washington College Grant	WACollegeGrant

[Appendix D](#)

Financial Aid Program	Unit Record Report Field Name
Washington College Grant Apprenticeship	WACollegeGrant (for 2022-23)
Washington College Grant Bridge	WCGBridge
Washington Scholars	OtherStateFundedGiftAssistance
Washington State Achievers Scholarship	OutsideScholarships
Washington State Opportunity Scholarship BA Scholarship (Washington STEM/WSOS)	WSOSBAScholarship
Washington State Opportunity Scholarship Career and Technical Scholarship (Washington STEM/WSOS)	WSOSCareerTech
Washington State Opportunity Scholarship Graduate Scholarship (Washington STEM/WSOS)	WSOSGradScholarship
Washington State Opportunity Scholarship Rural Jobs Initiative (RJI) (Washington STEM/WSOS)	WSOSCareerTech
Washington State Need Grant	WACollegeGrant
Washington Teacher Grant Programs	TeacherGrantPrograms
WAVE	WAVE
WA Vaccine Incentive Scholarship	OtherAgencyAssistance
WCG	WACollegeGrant
WCG Apprenticeship	WACollegeGrant (for 2022-23, include WCG Apprenticeship in WACollegeGrant)
WCG Bridge	WCGBridge
Western Undergraduate Exchange Waiver (WUE)	NeedBasedInstitutionalGiftAid or NonNeedBasedInstitutionalGiftAid
Work-based Learning Tuition Assistance Funds	WorkForceTrainingFunds
Worker Retraining	WorkForceTrainingFunds
WorkFirst Work Study	InstitutionalEmployment
Workforce Investment Act assistance	OtherAgencyAssistance
Workforce Training Program	WorkForceTrainingFunds
WSOS BA Scholarship	WSOSBAScholarship
WSOS Career and Technical Scholarship	WSOSCareerTech
WSOS Graduate Scholarship	WSOSGradScholarship
WSOS Rural Jobs Initiative (RJI)	WSOSCareerTech

APPENDIX E: QUICK LOOK-UP BY UNIT RECORD REPORT FIELD NAME

Unit Record Report Field Name	Financial Aid Programs
AlternativeRoutes	Alternative Routes to Teaching Certification
CollegeBoundScholarship	CBS
	College Bound Scholarship
	Washington College Bound Scholarship
ConditionalLoans	Other conditional loans not reported elsewhere
FederalGradPLUSLoans	Federal Grad PLUS Loans
	Grad PLUS Loans
	PLUS Loans
FederalNursingHealthLoans	Federal Nursing Student Loan
	Health professions student loan funds
FederalNursingScholarships	Federal nursing and other health professional training scholarships and grants
FederalParentPLUSLoans	Federal Parent PLUS Loans
	Parent PLUS Loans
	PLUS Loans
FederalPellGrant	Federal Pell Grant
	Pell Grant
FederalSEOG	Federal SEOG
	Federal Supplemental Educational Opportunity Grant
	SEOG
	Supplemental Educational Opportunity Grant
FederalDirectSubsidizedLoans	Federal Subsidized Stafford Loans
	Federal Direct Subsidized Loans
	Stafford Loans (subsidized)
	Subsidized Stafford Loans
FederalDirectUnsubsidizedLoans	Federal Unsubsidized Stafford Loans
	Federal Direct Unsubsidized Loans
	Stafford loans (unsubsidized)
	Unsubsidized Stafford loans
FederalTEACHGrant	Federal TEACH Grant
	TEACH Grant
FederalWorkStudy	Federal Work Study
InstitutionalEmployment	Non-work study institutional & off-campus employment
	WorkFirst Work Study
	Institutional aid fund disbursed as work

Appendix E

Unit Record Report Field Name	Financial Aid Programs
InstitutionalLoans	Institutional loans
NationalGuardGrant	National Guard Grant
	NGG
NeedBasedInstitutionalGiftAid	3.5% or 4% waivers
	Athletic waivers (need-based)
	Graduate tuition waivers (need-based)
	Institutional aid fund (need-based)
	Institutional grants and scholarships (need-based)
	Need-based institutional gift aid
	Need-based tuition & fee waivers
	Nonresident enrollment incentive waiver (need-based)
	Tuition & fee waivers (need-based)
	Western Undergraduate Exchange Waiver (need-based)
NonNeedBasedInstitutionalGiftAid	Athletic waivers (non-need based)
	Graduate tuition waivers (non-need based)
	Institutional aid fund (non-need based)
	Institutional grants and scholarships (non-need based)
	Non-need-based institutional gift aid
	Non-need-based tuition & fee waiver
	Nonresident enrollment incentive waiver (non-need based)
	Tuition & fee waiver (non-need based)
	Western Undergraduate Exchange Waiver (non-need based)
OffCampusStateWorkStudy	Off-campus State Work Study
	State Work Study off-campus
	SWS (off-campus)
OnCampusStateWorkStudy	On-campus State Work Study
	State Work Study on-campus
	SWS (on-campus)

Appendix E

Unit Record Report Field Name	Financial Aid Programs
OtherAgencyAssistance	AmeriCorp
	Bureau of Indian Affairs (BIA) Scholarship
	Child Care Access Means Parents in School (CCAMPIS)
	Education and Training Vouchers (ETV)
	Federal scholarships for TRIO students
	L&I assistance
	Other agency assistance
	ROTC Scholarships
	Services for the Blind assistance
	"Shot of a Lifetime" program (WA Vaccine Incentive Scholarship)
	Vocational Rehabilitation assistance
	WA Vaccine Incentive Scholarship
	Workforce Investment Act assistance
OtherLoans	Aerospace Loan Program (ALP)
	Canadian, Micronesian or Alaska Student Loans
	Other loans not reported elsewhere
OtherStateFundedGiftAssistance	American Indian Endowed Scholarship
	Early Achievers Opportunity Grant
	Global Opportunity Grant (UW only)
	Gold Star Book Stipend
	Other state funded gift assistance
	Student Emergency Assistance Grant (SEAG)
	Supporting Students Experiencing Homelessness (SSEH) Pilot
	Washington Scholars
OutsideScholarships	Company scholarships
	Employer funded tuition assistance
	Governors' Scholarship (from CSF)
	Leadership 1000 Scholarship (from CSF)
	National Merit Scholarships
	Organizational scholarships
	Other state scholarships (i.e., Oregon)
	Outside scholarships
	Private scholarships
	Robert C. Byrd Honors Scholarship
	Service club scholarships
	Washington State Achievers Scholarship
Paraeducator	Paraeducator
	Pipeline for Paraeducators
PassporttoCollegeScholarship	Passport To College Scholarship
PassporttoCollegeIncentiveGrant	Passport To College Incentive Grant

Appendix E

Unit Record Report Field Name	Financial Aid Programs
PrivateLoans	Private loans
	PREP Loans
SBCTCOpportunityGrant	Opportunity Grant (from SBCTC)
	SBCTC Opportunity Grant
TeacherGrantPrograms	Student Teaching Grant
	Teacher Grant Programs
TeacherShortageConditionalScholarship	Teacher Shortage Conditional Scholarship
	TSCS
VABenefit	VA Benefits
	Veteran's Benefits
	Veteran's Waivers
WACollegeGrant	SNG
	State Need Grant
	WCG
	Washington College Grant
	Washington State Need Grant
WAVE	Washington Award for Vocational Excellence
	WAVE
WCGApprenticeship	Include in WACollegeGrant for 2022-23 URR
WCGBridge	Washington College Grant Bridge
	WCG Bridge
WSOSBAScholarship	College Success Foundation Opportunity Scholarship
	Opportunity Scholarship
	Washington State Opportunity Scholarship
	Washington State Opportunity Scholarship BA Scholarship
	WSOS BA Scholarship
WSOSCareerTech	Washington State Opportunity Scholarship Career and Technical Scholarship
	WSOS Career and Technical Scholarship
	Washington State Opportunity Scholarship Rural Jobs Initiative (RJI)
	WSOS Rural Jobs Initiative (RJI)
WSOSGradScholarship	Washington State Opportunity Scholarship Graduate Scholarship
	WSOS Graduate Scholarship
WorkForceTrainingFunds	Basic Food Employment & Training (BFE&T)
	Work-based learning tuition assistance funds
	Worker Retraining
	WorkForce Training Program