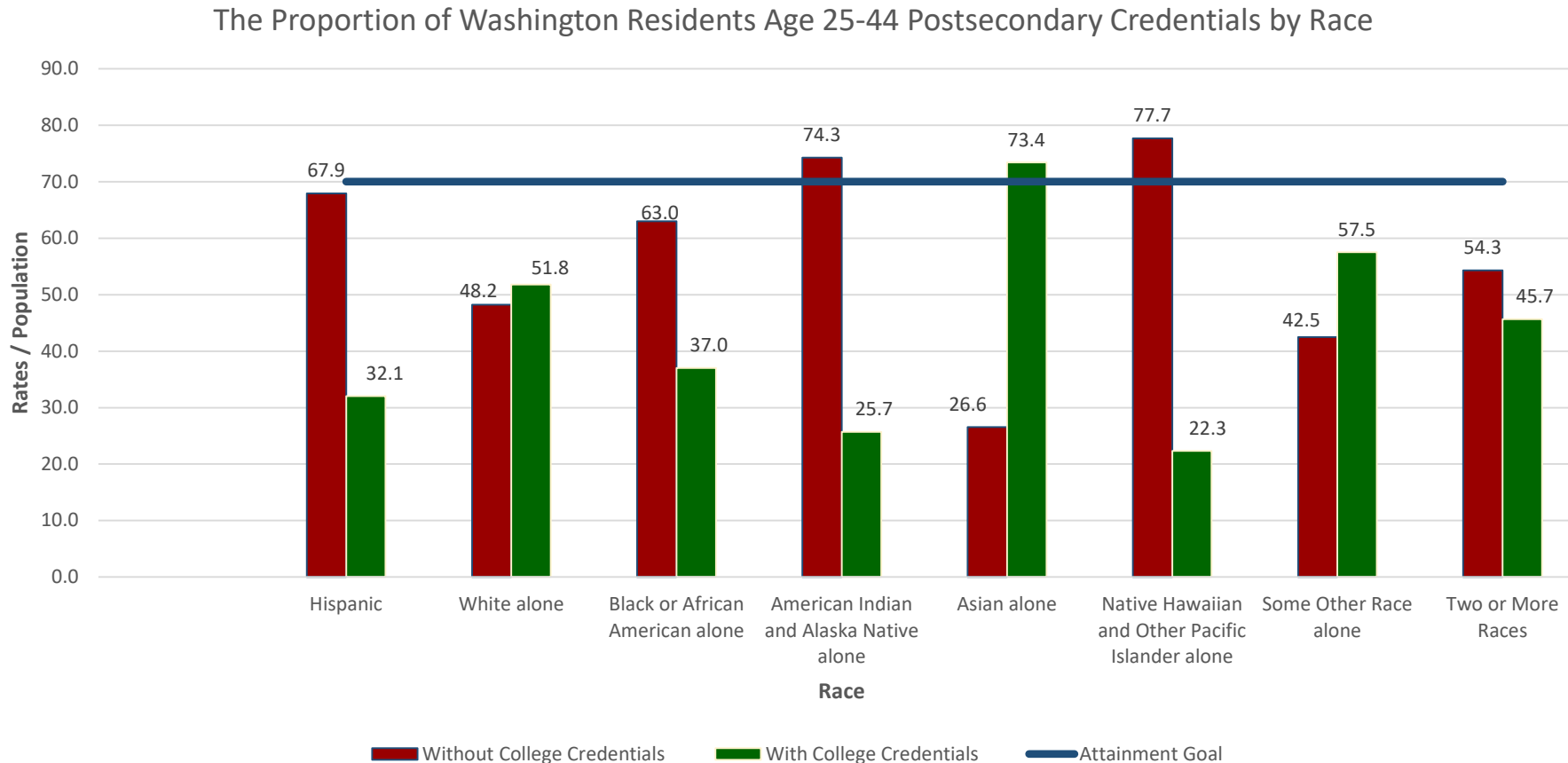


Title	WSAC Future Policy Work
Staff Lead	Rachelle Sharpe
Position	Deputy Executive Director
Email	rachelles@wsac.wa.gov
Phone	360.753.7872
Synopsis	Continued stakeholder outreach, in addition to feedback gathered through panelists and presenters at the September Council meeting, will impact WSAC's policy efforts in the coming months. WSAC staff will provide an overview of anticipated policy projects and opportunities for further policy work.
Guiding Questions	What will guide WSAC's policy work prior to the 2019 Legislative Session? In light of today's presentations and panels, are there additional opportunities for policy research and engagement that should be explored?
Possible Council Action	<input checked="" type="checkbox"/> Information/Discussion <input type="checkbox"/> Approve/Adopt <input type="checkbox"/> Other
Documents and Attachments	<input type="checkbox"/> Brief/Report <input checked="" type="checkbox"/> PowerPoint <input type="checkbox"/> Third-party materials <input type="checkbox"/> Other

Educational attainment varies across racial group

- Hispanics make up the second largest group in Washington State, but two-thirds don't have a postsecondary credential.



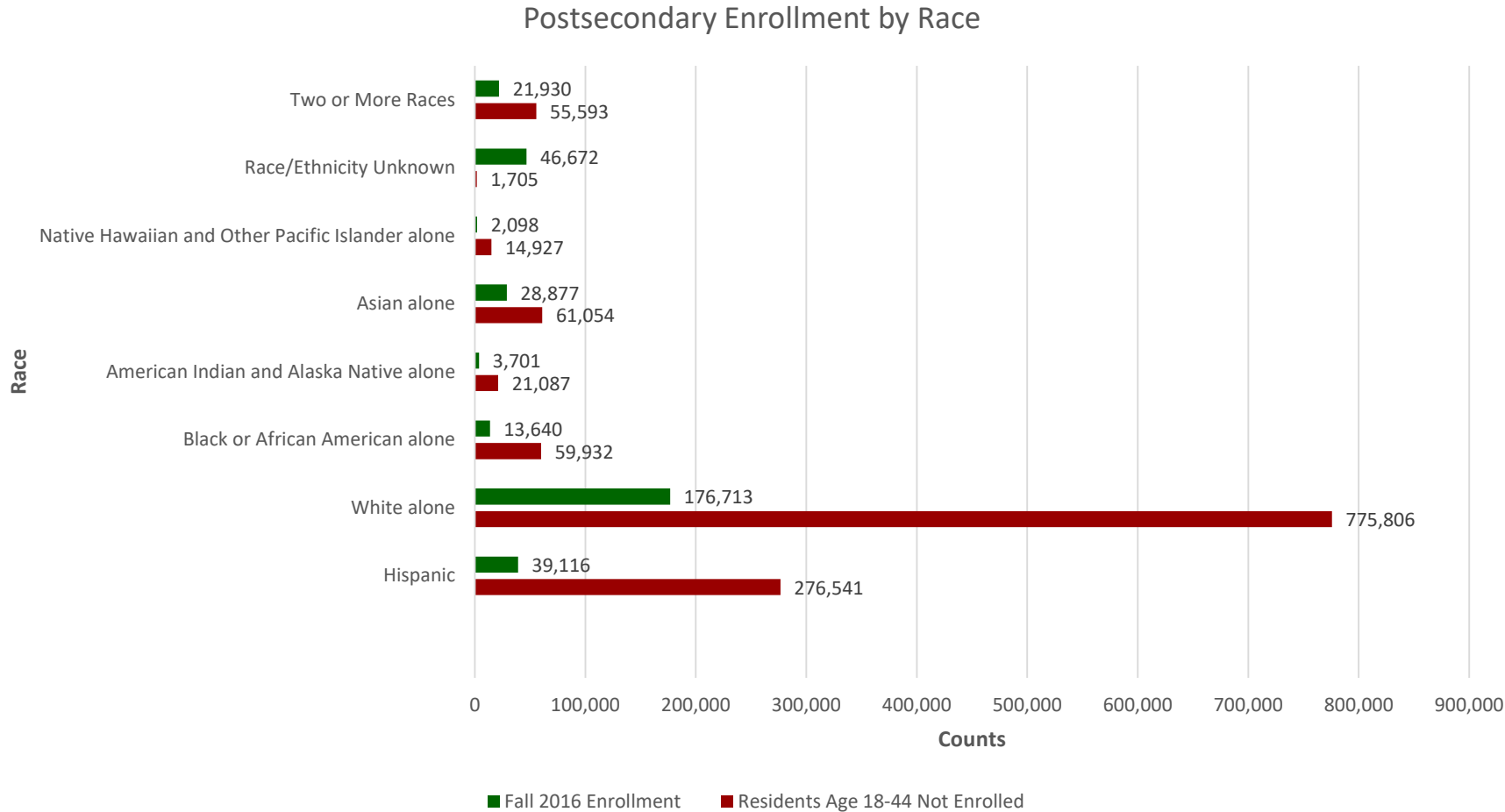
WHAT DO WE KNOW ABOUT:

Washington Residents 25-44 years old who have High School Diploma or Equivalent and are eligible to enroll and obtain postsecondary credentials

Sample Population:
1,762,874

Substantial enrollment differences by race are evident

- For fall 2016, 53 percent were White, 4 percent were Black or African Americans, and 12 percent were Hispanic. Hispanics make up the second largest group of residents age 18-44 without a credential and not enrolled in school.



WHAT DO WE KNOW ABOUT:

Fall 2016 postsecondary enrollment of all students taking courses creditable toward a degree or certificate at public four-year Washington State Institutions

Fall 2016 Enrollment Population:
332,747

Not Enrolled Population:
1,266,645

Race/Ethnicity data is not available by age category. Not enrolled: has not attended in the last 3 months.

Source: IPEDS Fall Enrollment Report, Fall 2016, 2012-2016 American Community Survey 5 Year Washington

Key Challenge Areas

- Address system barriers for underserved students
- Provide support for underrepresented students throughout their academic career

Close Opportunity Gaps

Support Regional Leaders

- Address regional workforce shortages
- Engage and support communities

- Provide multiple high quality pathways
- Address financing gaps

Affordable High Quality Pathways

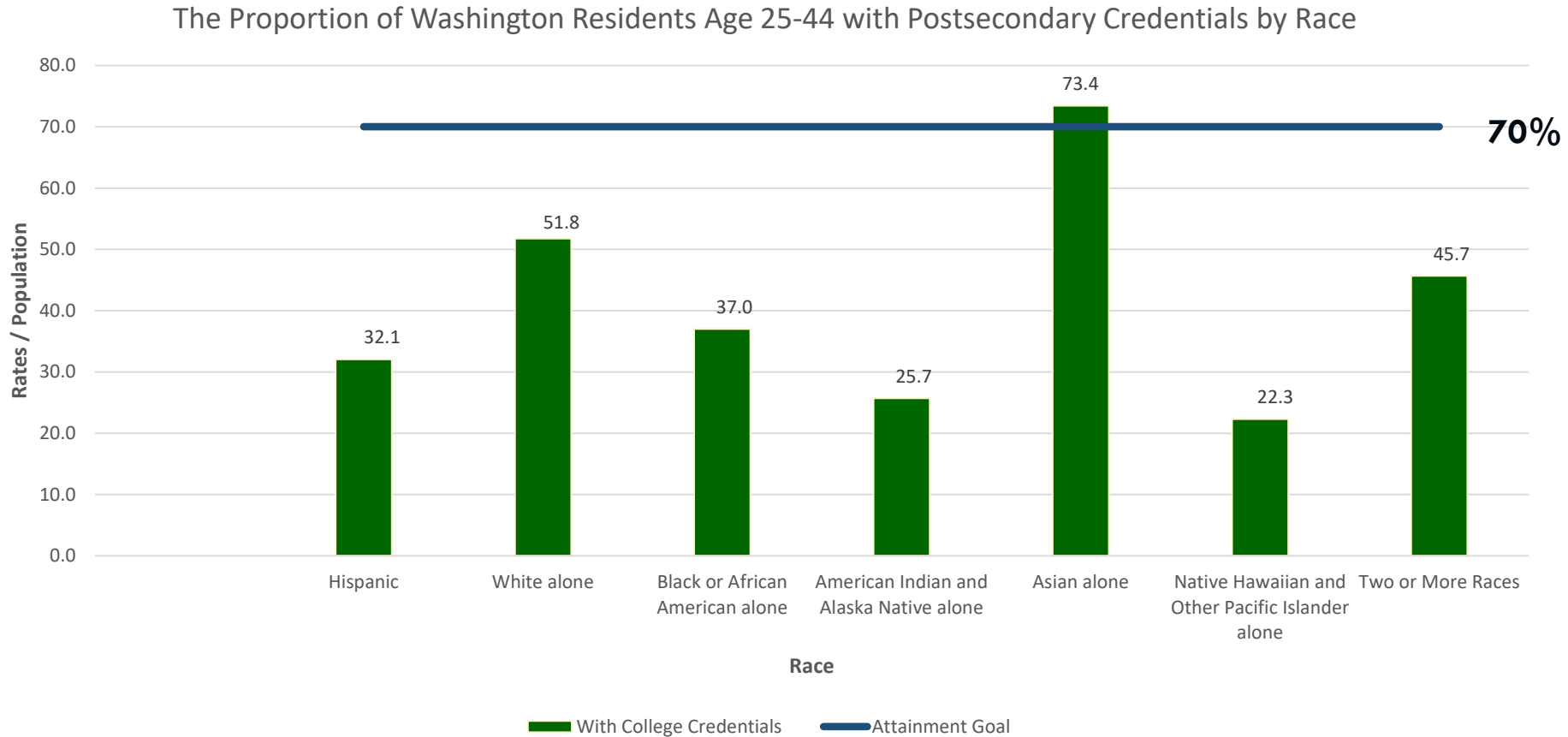
Reconnect Adult Learners

- Recruit and support adult learners
- Target former students



Educational attainment varies across racial groups

- Hispanics make up the second largest group in Washington State, but two-thirds don't have postsecondary credentials.



WHAT DO WE KNOW ABOUT:

Washington Residents 25-44 years old who have High School Diploma or Equivalent and are eligible to enroll and obtain postsecondary credentials

Sample Population:
1,762,874

Child Care for Student Parents

Access

- Convenient

Available

- Capacity

Affordable

- Cost