



# HOUSE BILL 1079

*2013-14 Student Enrollment Update*

JANUARY, 2015

Washington Student Achievement Council

## BACKGROUND

Effective July 1, 2003, HB 1079 allows any student, including presumed undocumented students who meet specific criteria, to pay in-state tuition at Washington's public colleges and universities. To qualify for resident tuition, students must complete an affidavit affirming they have met the following conditions:

- Resided in Washington State for three (3) years immediately prior to receiving a high school diploma, and completed the full senior year at a Washington high school;

**or**

- Completed the equivalent of a high school diploma and resided in Washington State for the three (3) years immediately before receiving the equivalent of the diploma;

**and**

- Continuously resided in Washington State since earning the high school diploma or its equivalent.

In addition to certifying they have met these conditions, the affidavit states that the student will file for permanent residency at the earliest opportunity the student is eligible. The student must also indicate a willingness to engage in other activities necessary to acquire citizenship.

### HB 1079 Survey Results

The table and figures that follow show **new** affidavits submitted under HB 1079 for each year since the bill was authorized in 2003. Data is collected at the time of submission for each fall through summer quarter (for example: fall 2013, winter 2014, spring 2014 and summer 2014 for this reporting year).

In order to align state and federal law, certain U.S. citizen students and non-immigrant visa holders who meet HB 1079 requirements for high school graduation and continuous presence in Washington may qualify for resident status for tuition purposes under the provisions of HB 1079. This category is reflected in the information that follows.

Total New Annual HB 1079 Affidavit Enrollments Increase

Table 1: Total New HB 1079 Annual Enrollments, 2003 – 2013

	Total New Enrollments	Presumed Undocumented	Eligible US Citizens	Eligible Visa Holders
2003-04 <sup>1</sup>	103	25	0	78
2004-05	373	291	2	80
2005-06	479	338	16	133
2006-07	432	320	6	106
2007-08	706	542	20	144
2008-09	673	521	28	124
2009-10 <sup>2</sup>	638	524	26	89
2010-11	719	556	52	111
2011-12	852	645	53	154
2012-13	966	811	55	100
2013-14 <sup>3</sup>	1,244	1,101	63	80
Total Since 2003	7,185	5,674	321	1,199

<sup>1</sup> Community and Technical College data unavailable for 2003-04

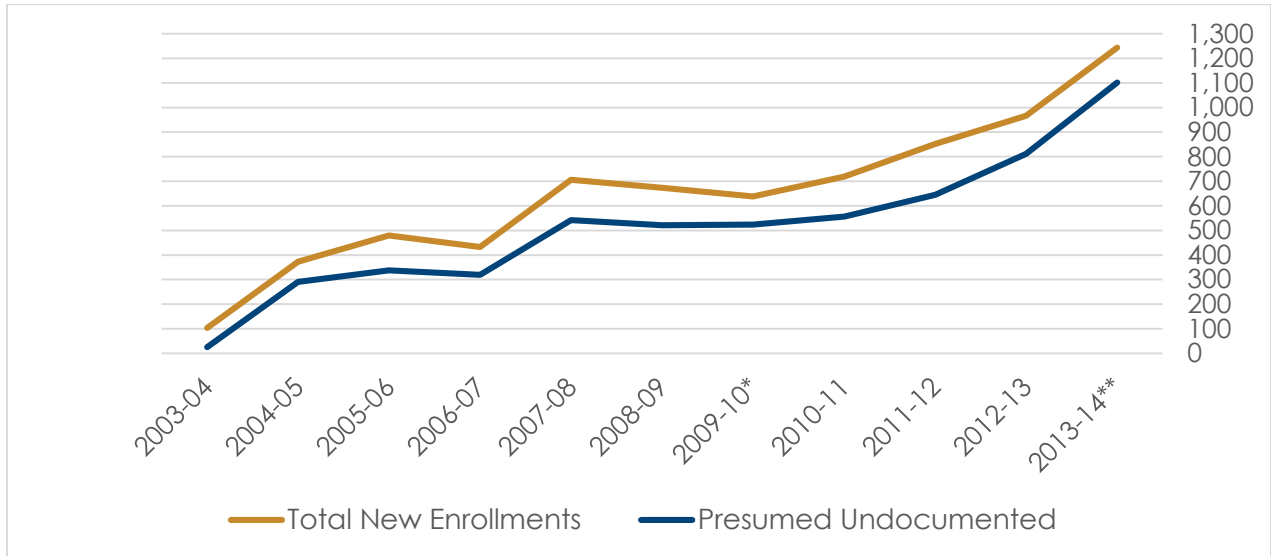
<sup>2</sup> E, H, and L visa holders qualify for resident status effective July 1 2009 [HB 1487 - 2009 codified as RCW 28B.15.012(2)(f)]

<sup>3</sup> Presumed undocumented students became eligible for State Need Grant effective June 12, 2014 (SB 6523 2014 c 1 § 1)

- Total new enrollments for 2013-14 increased 29 percent (n=278) over 2012-13. This compares to the 2012-13 increase of 13 percent (n=155).
- Presumed undocumented students submitting affidavits increased 36 percent (n=290), the largest increase ever.
- Eligible U.S. citizens increased 15 percent (n=8) after remaining constant last year.
- Eligible visa holders continued to decline, from 100 to 80 (20 percent) after decreasing last year from 154 to 100 (35 percent). This year's change is primarily due to a decrease in the number of student visa holders submitting affidavits.

The number of presumed undocumented students submitting affidavits increased 36 percent (n=290 to a total of 1101.)

Figure 1: Total New 1079 Enrollments and Presumed Undocumented, by Year

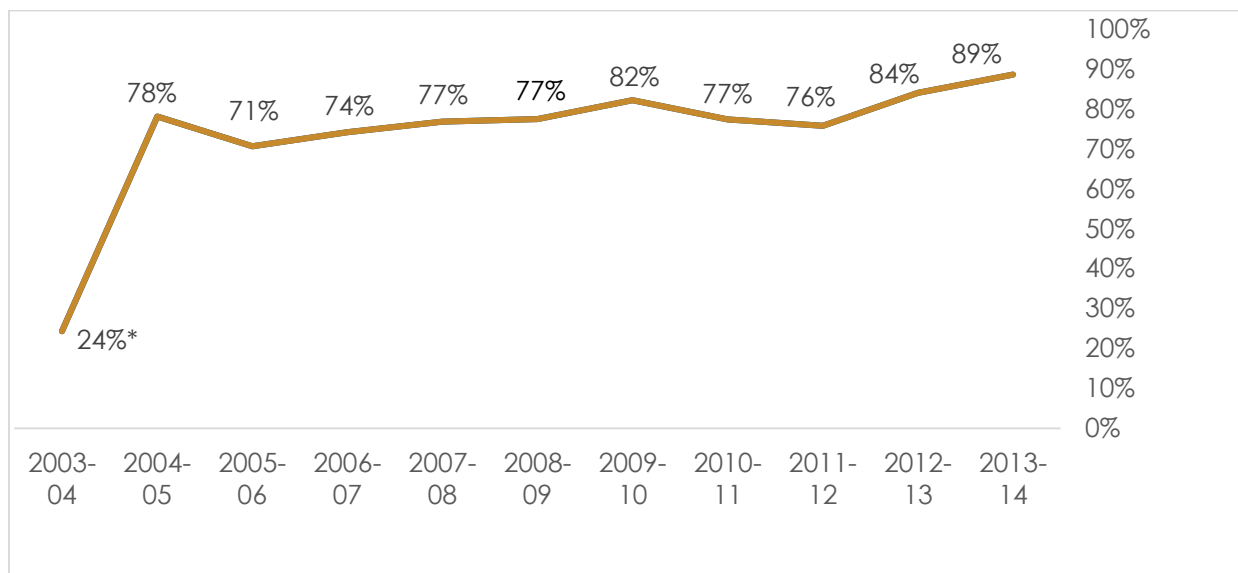


\*E,H,L visa holders qualify for residency status effective July 1, 2009 (HB 1497 2009 c 220 § 1)

\*\* Presumed undocumented students became eligible for State Need Grant effective June 12, 2014 (SB 6523 2014 c 1 § 1)

Both the number of presumed undocumented students submitting affidavits and the percentage compared to overall submissions increased.

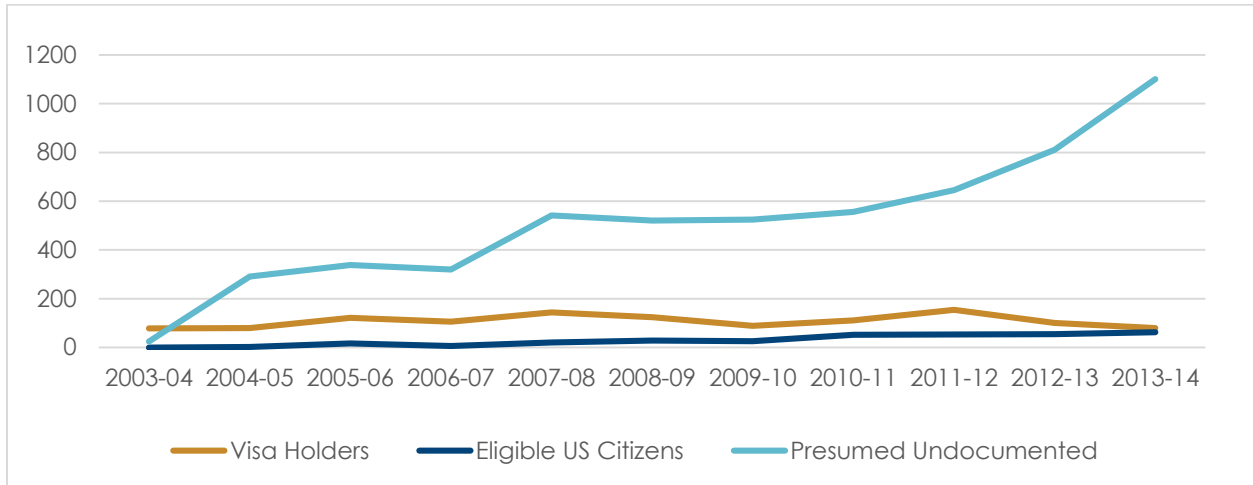
Figure 2: Percentage of Undocumented Students' Affidavit Submissions



\*CTC data unavailable.

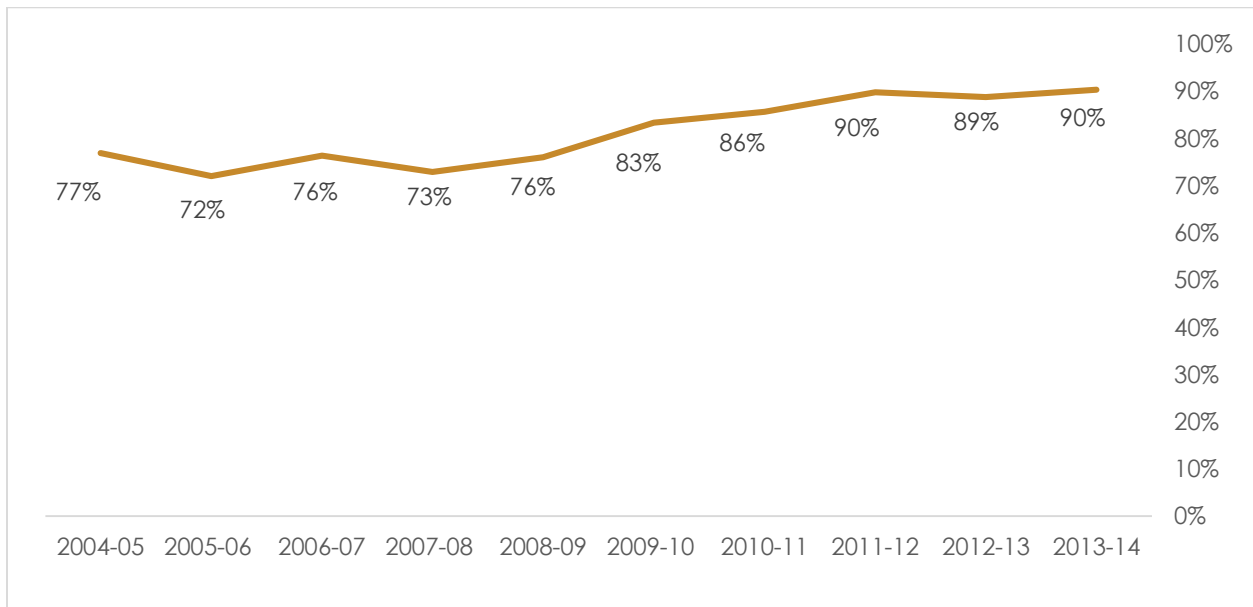
Eligible visa holders decreased 20 percent (from 100 to 80) after decreasing 35 percent last year. This was primarily due to a decrease in the number of student visa holders submitting affidavits.

Figure 3: HB 1079 Affidavits by Immigration Status



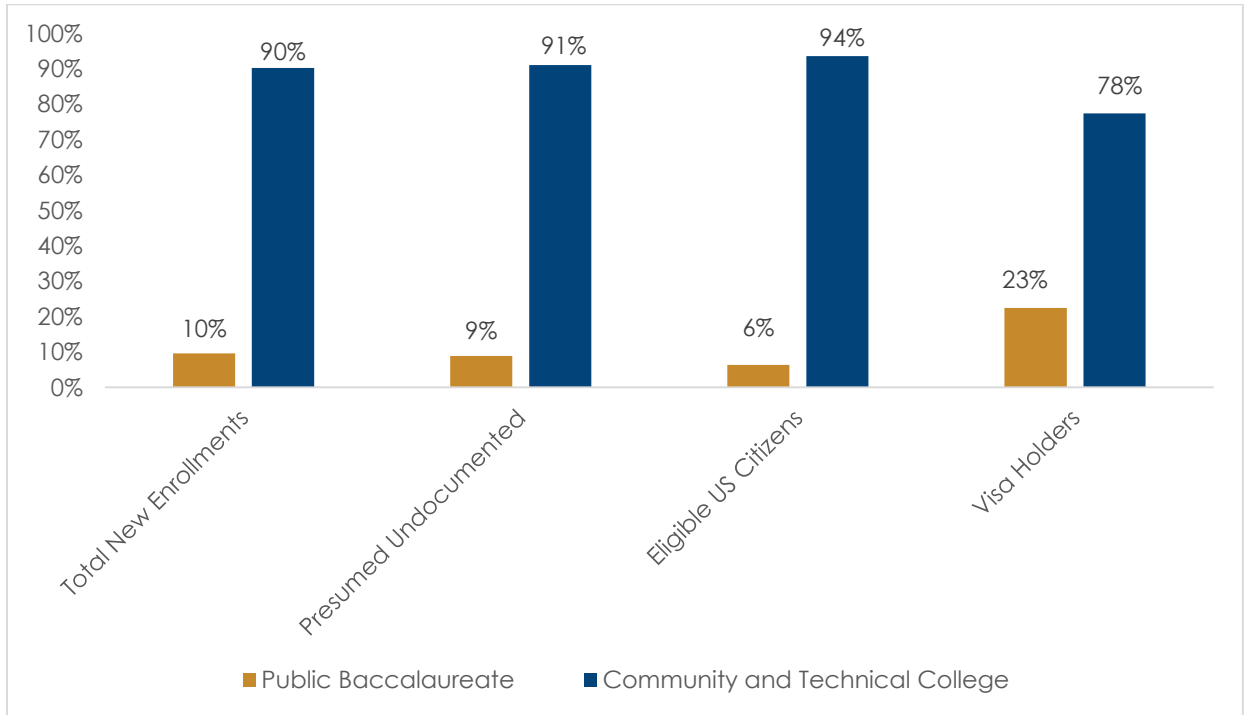
Community and technical college students continue to make up the largest percentage of total affidavits submitted, increasing slightly from 89 to 90 percent.

Figure 4: Percentage Total New Enrollments, Community and Technical Colleges



The percentage of affidavits submitted by student category varies between the community and technical college and the public baccalaureate sectors.

Figure 5: Percentage of 2013-14 Total Affidavits Submitted, by Sector and Category



## CONTACT THE AUTHOR

For more information about this report, contact Jim West via phone 360-753-7890 or email at [jimw@wsac.wa.gov](mailto:jimw@wsac.wa.gov).