












<b>Title</b>	Roadmap Action Framework & Timeline		
<b>Challenge area:</b>	<input checked="" type="checkbox"/> Student Readiness <input checked="" type="checkbox"/> Affordability <input checked="" type="checkbox"/> Institutional Capacity & Student Success <input checked="" type="checkbox"/> Capturing the Potential of Technology <input checked="" type="checkbox"/> Stable and Accountable Funding	<b>Staff lead:</b>	Christy England-Siegerdt
		<b>Position</b>	Director of Research & Planning
		<b>Email:</b>	<a href="mailto:christye@wsac.wa.gov">christye@wsac.wa.gov</a>
		<b>Phone:</b>	360-753-7864
<b>Synopsis:</b>	<p>Following is a one-page view of the Roadmap actions by major goal area.</p> <p>Notes for reading the chart:</p> <ul style="list-style-type: none"> <li>• Key implementation time periods across fiscal years are noted by the dark yellow shading.</li> <li>• Pre-planning or post-implementation occurs during the fiscal years indicated by light yellow shading.</li> <li>• Icons are used to indicate which actions may require legislation or funding under the fiscal year in which it is expected they will be needed.</li> <li>• Action items requiring funding also include the estimated amounts needed under the action item description.</li> <li>• A new icon indicating related connections to a Results Washington metric appears where appropriate, although the Results Washington metric may appropriate as a direct measure of the actual Roadmap Action.</li> </ul>		
<b>Guiding questions:</b>	<p>1) Are the action items in the appropriate goal category?          2) Are the timelines reasonable?          3) Is the overall display useful?</p>		
<b>Possible council action:</b>	<input checked="" type="checkbox"/> Information Only <input type="checkbox"/> Approve/Adopt <input type="checkbox"/> Other: _____		
<b>Documents and attachments:</b>	<input type="checkbox"/> Brief/Report <input type="checkbox"/> PowerPoint <input type="checkbox"/> Third-party materials <input checked="" type="checkbox"/> Other		











## Roadmap Actions by Priority and Time Period to Fully Implement




 Policy Legislation Needed

 Appropriation Needed

 Associated with Results Washington Metric<sup>1</sup>

<i>Roadmap Priority: Eliminate Existing Barriers to Participation and Achievement</i>											
Roadmap Action	2015	2016	2017	2018	2019	2020	2021	2022	2023	2024	
Recommend a state and student cost-sharing policy											
Streamline dual credit programs [\$0 to \$2 million annually]		 									
Ensure high school graduates are career and college ready (  2.2.b, 2.2.e) [\$0-\$2 million annually]											
Ensure cost will not be a barrier for low-income students (  1.3.c, 1.3.d) [\$12 million in FY2015 for College Bound and \$16-\$23 annually for State Need Grant]											
Increase and support advising/mentoring (  1.2.c, 1.2.d, 2.2.d) [\$2-\$5 million annually]	 										

<i>Roadmap Priority: Enhance Learning Quality and Excellence</i>											
Roadmap Action	2015	2016	2017	2018	2019	2020	2021	2022	2023	2024	
Provide greater access to work-based learning opportunities (  1.3.f) [\$200,000-\$10 million annually]											
Encourage adults to earn a postsecondary credential (  2.3) [\$200,000-\$10 million annually]			 								
Align postsecondary programs with employment opportunities (  2.3a, 2.3b) [\$0-\$2 million annually]											
Leverage technology to improve student outcomes (  1.3.b) [\$100,000-\$50 million annually]											
Assess system capacity [\$0-\$200,000 annually]											

<i>Roadmap Priority: Prepare and Plan for Future Demands, Needs, and Sustaining Success</i>											
Roadmap Action	2015	2016	2017	2018	2019	2020	2021	2022	2023	2024	
Increase awareness of postsecondary opportunities [\$200,000-\$2 million annually]											
Provide flexible payment options for students and their families											
Identify a savings incentive matching program (  1.3.e)											

<sup>1</sup>The associated Results Washington metric may relate to the issue addressed by the Roadmap Action, but may not be an appropriate progress measure for the Roadmap Action.