



All About the WASFA

Thursday, June 22, 2023





Presenters

Carlie Curlee (she/her)

Assistant Director – Need Based Programs

carliec@wsac.wa.gov | 360-485-1201

Leslie Gonzalez (she/her)

Program Coordinator

leslieg@wsac.wa.gov | 360-753-7858



Agenda

Today we'll be covering:

- General Overview of the WASFA
- The WASFA Application
- Accessing WASFA in the Portal and Making Corrections
- Students with Multiple IDs



Washington Application for State Financial Aid (WASFA)

The Washington Application for State Financial Aid (WASFA) is for people who don't file a federal FAFSA application. People who complete a WASFA are applying for state aid only.

There are various reasons to complete a WASFA instead of a FAFSA:

- Immigration status, or the student is undocumented
- Undocumented parents or family members do not wish to file a FAFSA
- Defaulted federal loans
- Repayments owed on federal grants



Washington Application for State Financial Aid (WASFA)



Students should complete only one application, either the FAFSA or the WASFA.

Both applications qualify a student for state financial aid, so a student should only complete the WASFA if that is the right choice for them.



Washington Application for State Financial Aid (WASFA)



- The WASFA can qualify a student for state financial aid, institutional aid, and scholarship opportunities.
- The WASFA can be used to determine residency
 - The residency affidavit is a part of the WASFA



Residency

- At public colleges, the residency officer determines residency.
 - The financial aid office should work directly with their residency officer if they find conflicting information.
 - The financial aid office should share the residency report with their residency office.
- At private colleges, financial aid administrators determine residency.
 - The financial aid office will need to resolve any conflicting information.

A student should not be asked to do a paper affidavit if they did the WASFA.



Washington Application for State Financial Aid (WASFA)

The WASFA mirrors the FAFSA questions, annual availability, and annual completion.



Application is available in Spanish and English



- Opens October 1st
 - 2024-25 year - due to the FAFSA simplification, it is currently projected to open in December 2023
- Application closes on June 30th each year
- Students need to complete the application annually at wsac.wa.gov/wasfa



WASFA Data and Privacy

WSAC is committed to protecting the confidentiality of the information and privacy of students and families.

- Data collected on the WASFA can only be used for the sole purpose of determining eligibility for state financial aid programs
- Privacy statement can be found at wsac.wa.gov/wasfa



WASFA Application Stats

Applications and WCG awards continue to increase, while we see a decrease in CBS awards.

Year	App Count at 6 months*	App Count Full Cycle	WCG Awards**	CBS Awards**
2023-24	3,261	N/A	N/A	N/A
2022-23	3,178	N/A	2,610***	584***
2021-22	3,177	6,557	2,670	693
2020-21	3,085	5,820	2,582	807
2019-20	3,059	5,406	2,421	988


* As of 3/31 of each application year

** Awards based on Final Interim Reports, unduplicated headcount

*** As of Spring 2023 interim report



WASFA Application


- To begin the WASFA application, a student can log into their existing account or choose to create an account. 
- The student will need to provide the following:
 - Email address
 - Password
 - Name
 - DOB
 - SSN/DACA/or ITIN (if they have it)
 - WASFA ID (if they submitted a WASFA in prior to 2015)

Washington Application for State Financial Aid (WASFA)

If you have previously registered on this site, and received a registration email titled "WASFA Registration", use your username (email address) and password to log into this site. If you forgot your password, use the "Forgot Password" link, below. Otherwise, please create a new user account.

LOGIN

Email Address:

 Please enter a valid email address.

Password:

 Please enter a password.


[Forgot your password?](#)

Sign In

NEED AN ACCOUNT?

To access the WASFA,
please create an account.

Create Your Account

 If you need technical support, contact us at 888-535-0747 or at wasfa@wsac.wa.gov.



WASFA Application

When a student creates a WASFA account, the following question is asked:

Washington State financial aid applicants should only submit one financial aid application (FAFSA or WASFA) per academic year. If you have already completed a FAFSA or [are eligible to apply for federal financial aid](#) you do not need to complete a WASFA.

Are you eligible to complete an [Free Application for Federal Student Aid \(FAFSA\)](#), or have you already submitted a FAFSA?

Yes No

- If the student answers “no”, they are shown more information and can create a WASFA Account.
- If the student answers “yes”, they will see the following:

FAFSA Eligible

Since you have completed a [FAFSA](#) for the current academic year, you will not be able to complete a WASFA.



WASFA Application

Once a student logs in or completes the account sign-up they will go to the home screen where they can select an application to complete.

STEP 1:

Start WASFA

Start the WASFA application process.

STEP 2:

Select Schools

Select the schools that you want to receive a copy of your WASFA.

STEP 3:

Sign WASFA

Sign your WASFA.

Select the action to the right of the WASFA application, in the table below, to process your WASFA for each available academic year. You will be provided a list of schools that will receive your WASFA and must electronically sign the document to complete the process. Dependent students will be instructed to invite a parent to sign their WASFA before the application will be submitted. You may make changes at any time by selecting the action for starting and completing an application.

- Start, edit or complete an application.
- Invite a parent to sign an application.
- Sign an application.
- View an application.
- Download an application.




Document Name	Status	Actions
2022-2023 WA Application for State Financial Aid (WASFA)	Not Started	
2023-2024 WA Application for State Financial Aid (WASFA)	Not Started	





WASFA Application

Unlike the FAFSA, the parent will receive an invitation to sign the application. To avoid confusion, parent and student WASFA accounts will show different colors when they log in.

- When the student logs into their WASFA, their account is **green**
- When the parent logs into their WASFA, their account is **red**



Document Name	Status	Actions
2022-2023 WA Application for State Financial Aid (WASFA)	Not Started	
2023-2024 WA Application for State Financial Aid (WASFA)	Not Started	



Student Name	Status	Actions
Amy Apple	Incomplete – Parent Signature Pending	  <div data-bbox="2305 1135 2433 1335">You can sign the document by clicking "Sign My Document" Icon above.</div>



WASFA Application

Once a student selects an application year to complete, they will be guided through the 7-step application.

Applicants can see where they are at in each section and can save and exit any time.

STUDENT DEMOGRAPHICS 1 2 3 4

Save and Exit Exit Save and Continue Complete

- Student Demographics
- Washington State Information
- Educational Plans
- Dependency Determination
- Parent Information
- Student Income & Tax Data
- School List

- Not Started
- In Progress
- Completed



WASFA Application

Once the applicant reaches the Washington State Information section, they will answer residency questions, including the residency affidavit:

- Earn a high school diploma, GED, or diploma equivalent before your first term at the college determining residency, and
- Maintain a primary residence in Washington for at least 12 consecutive months immediately before your first term at the college determining residency. The Washington residence must be for purposes other than college. If you take any courses at another Washington college during the prior 12 months, you cannot have taken more than six credits in any given term. If you exceed that limit you must prove that you have a Washington residence for non-college reasons.
- Certify that, by the official start date of my first term at the college determining residency, I will have met the eligibility requirements on this affidavit form and that one of the following is true:
 - I will file an application to become a permanent resident of the United States as soon as I am eligible to apply. I am also willing to engage in activities designed to prepare me for citizenship, including citizenship or civics review courses, or
 - I am a U.S. citizen, U.S. national, or U.S. permanent resident.



WASFA Application

If the student answers that they will not meet the eligibility requirements of the affidavit, they are presented with an additional question:



Do you have a current or expired DACA status, a current work authorization card, Temporary Protected Status (TPS), or a U visa?

¿Tiene un estado DACA actual o vencido, una tarjeta de autorización de trabajo actual, un Estado de Protección Temporal (TPS) o una visa U?



Yes No



Students with one of these statuses may be eligible for in-state tuition and state financial aid.

Los estudiantes con uno de estos estados pueden ser elegibles para la matrícula estatal y la ayuda financiera del estado.



WASFA Application

If the applicant answered no/will not meet eligibility to both questions, they receive the following message:

Based on your responses, we are not able to determine your eligibility for state financial aid and in-state tuition. We recommend completing the application and contacting the financial aid office at your college for more information, and to inquire about additional financial aid resources that may be available.

We also encourage you to create a profile on our scholarship-matching website, www.thewashboard.org. Doing so will enable you to view and apply for scholarships that you may be eligible for.

Según sus respuestas, no podemos determinar su elegibilidad para la ayuda financiera estatal y la matrícula estatal. Le recomendamos que complete la solicitud y se ponga en contacto con la oficina de ayuda financiera de su universidad para obtener más información y consultar sobre otros recursos de ayuda financiera que puedan estar disponibles.

También le recomendamos que cree un perfil en nuestro sitio web de búsqueda de becas, www.thewashboard.org. Esto le permitirá ver y solicitar las becas que puede obtener.



This is important to note, because it means that a student can complete a WASFA, even if their eligibility as a resident hasn't been determined.



WASFA Application

During the Dependency Determination, a dependent student will be able to indicate if they cannot provide parent information due to special circumstances and a description of what some of those circumstances would be.

<input checked="" type="checkbox"/>	Washington State Information
<input checked="" type="checkbox"/>	Educational Plans
<input type="checkbox"/>	Dependency Determination
<input type="checkbox"/>	Parent Information
<input type="checkbox"/>	Student Income & Tax Data
<input type="checkbox"/>	School List

- Not Started
- In Progress
- Completed

Special Circumstances *Circunstancias especiales*

★ - Required Field ? - Help and Hints ! - Error Information

- My application requires parent information before submission - continue with the application process.
Mi solicitud requiere información de los padres antes de enviarla; continúe con el proceso de solicitud.
- I will be unable to provide parent information on this application due to special circumstances.
No podré proporcionar información de los padres en esta solicitud debido a circunstancias especiales.



? Selecting this option will require further review and manual processing. This will delay acceptance of your application. The financial aid office may reject your special circumstances request which will require you to resubmit your WASFA with your parental information.
La selección de esta opción requerirá revisión posterior y procesamiento manual. Esto retrasará la aceptación de su solicitud. La oficina de ayuda financiera puede rechazar su solicitud de circunstancias especiales, lo que le obligará a volver a presentar su WASFA con la información de sus padres.

- The following are examples of some special circumstances where you may submit your application without providing parental information:
 - Your parents are incarcerated; or
 - You have left home due to an abusive family environment; or
 - You do not know where your parents are and are unable to contact them (and you have not been adopted).
- Not all situations are considered a special circumstance. The following are situations that would not be considered a special circumstance:
 - You do not live with your parents;
 - Your parents don't provide you with financial support;
 - Your parents refuse to contribute to your college expenses;
 - Your parents don't claim you as a dependent on their income tax return;
 - Your parents do not want to provide their information on your application.



WASFA Application

Once a student agrees to disclosure and review application, they can consent to sign electronically.

Dependent students will need to invite a parent to sign their application after they are done signing.



Important Notice: In order to complete this process a parent must electronically sign your WASFA application. After you electronically sign the application, select the parent signature invitation action and follow the instructions.

- Start, edit or complete an application.
- Invite a parent to sign an application.
- Sign an application.
- View an application.
- Download an application.

Document Name	Status	Actions
2022-2023 WA Application for State Financial Aid (WASFA)	Not Started	
2023-2024 WA Application for State Financial Aid (WASFA)	Incomplete – Parent Signature Pending	





Residency Report

- Residency information is available in the WSAC portal with the option to download CSV. file
- New and updated applications are loaded into the WSAC portal every night
- Financial aid office staff have access to the full WASFA, including the residency affidavit report.
- You will only be able to see a student's WASFA if they added your school.



Residency Report

Home ▾ | Programs ▾ | WASFA

Access the report here

Search WASFA Applications

Academic Year

School

Last Name

First Name

Email

Applicant ID ⓘ

Date Of Birth

Only show new transactions*

*Transactions are considered **NEW** until down

CSV

page size: ▾

All Data

Residency Data Only

Click on CSV to get the residency report for all students

To view a list of all students or a single student, click search

Select "Residency Data Only"

The data in this report reflects student application responses. All residency determinations should be completed, and verified if necessary, at the institution.



Portal Functionality

Access WASFA information in the portal at Programs > WASFA

Home ▾ | Programs ▾ | WASFA

Search WASFA Applications

Academic Year: 2023-2024 ▾

School: ▾

Last Name:

First Name:

Email:

SSN/DACA ⓘ:

Applicant ID ⓘ:

Date Of Birth:

Transaction Date - from: to:

Only show new transactions*

*Transactions are considered **new** until downloaded in ISIR format

To view all students for a given academic year, select the year and click on search.

Data can be exported via CSV or ISIR

Q search CSV ISIR page size: ▾

Showing 1-10 of 268 results

First Previous 1 2 3 4 5 6 7 8 9 10 Next Last



Portal Functionality

Individual students can be search by name, email, SSN/DACA, DOB, or applicant ID.

Search WASFA Applications

Academic Year: 2023-2024

School: [Dropdown]

Last Name: [Text]

First Name: [Text]

Email: [Text]

SSN/DACA ⓘ: [Text]

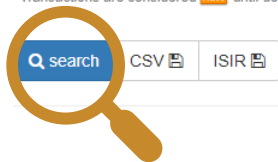
Applicant ID ⓘ: [Text]

Date Of Birth: [Calendar] MM/dd/yyyy

Transaction Date - from: [Calendar] MM/dd/yyyy to: [Calendar] MM/dd/yyyy

Only show new transactions*

*Transactions are considered **NEW** until downloaded in ISIR format



Showing 1-10 of 268 results

First Previous **1** 2 3 4 5 6 7 8 9 10 Next Last



WASFA Corrections

WASFA Application Detail

Student Demographics	2022-2023 Transaction 50 Edit
SSN, DACA or Applicant ID ⓘ	
Students Name	[Redacted]
Address	Brewster WA 98812
Students Date of Birth	[Redacted]
Students Permanent Phone Number	
Students Drivers License (State)	[Redacted]
Students Email Address	
Students Marital Status	Single
Students Marital Status Date	
Male Or Female	Female
Have Children You Support	no
Have Legal Dependents Other Than Child Or Spouse	yes
Students Number In College	2
Born before 01-01-1999	no
Students Number Of Family Members	4
Special Circumstances	
Special Circumstances Approved	no

After searching for a student, click on their name to access all WASFA transactions.

On the latest transaction, you will have to option to edit a student's WASFA.





Reasons to correct a WASFA application:

- Adding a confirmed ITIN or SSN
- Correcting incorrect demographic information
- Dependency Override determination after student answered “yes” to Special Circumstances question
- Professional judgement corrections to income



– 2022-2023 #50

Student Details | Residency | Education | Dependency | Income | Parent | Review/Submit

First name

Middle initial

Last name

Date of Birth

Gender

Mailing Address

Address

City

State

Zip



After clicking on the **Edit** button, you'll be directed to the editing screen.

From here, you can edit any information on the application.

Click on the **Review & Submit Corrections** button to submit corrections.



Before submission, you will be shown the changes made to double-check.

[Student Details](#)

[Residency](#)

[Education](#)

[Dependency](#)

[Income](#)

[Parent](#)

[Review/Submit](#)

Field	Original value	New value
Parents Email Address		
Parents Secondary Email Address		
Students Numberin College	2	3

[Submit Corrections](#)

[Cancel Corrections and Return](#)

Corrections are submitted nightly, so new transaction should show within 1 to 2 business days.



Professional Judgement

Professional judgement can be done by editing the WASFA, similar to how professional judgement is processed with the FAFSA.

- The process needs to be consistent and documented, just like it would be with a FAFSA filer.
- There is nothing to indicate PJ has been done when editing the WASFA except in the circumstance of a Dependency Override.
 - For Dependency Overrides, you will want to update “Special Circumstances Approved” from “no” to “yes”, if approved.
 - If not approved the student would need to add their parent/s information to have a valid FAFSA.



Resolving Multiple IDs

When a student creates multiple WASFA accounts, this will create multiple WASFA IDs. If you find a student has multiple IDs in the portal there are couple steps that have to be completed to resolve the issue.




Resolving Multiple IDs

1. If the student has multiple SSN/ITIN numbers, confirm what number is correct.
 - a. If the student has a confirmed SSN they should be awarded on that number.
 - b. If they do not have a SSN, but have an ITIN, they should be awarded on that number.
 - c. If the student doesn't have either, they need to be awarded on their WASFA number. WASFA numbers start with 980*****.
2. Once the correct ID has been determined, send a secure message to the Washington College Grant inbox via the portal, including the following:
 - a. Student Name
 - b. ID that they should be awarded on



Resolving Multiple IDs

4. WSAC will merge the student records.
5. Update student's WASFA application/s to match the correct ID by doing the following:
 - a. Log into portal and go to Programs > WASFA. Click on .
 - b. Update the Ssn section to match the ID. For example:
 - i. Student's WASFA ID is 000-00-0000 and confirmed SSN is 123-45-6789, you would update the Ssn section to 123-45-6789

Ssn

Social Security, DACA, or ITIN Number

- ii. Student has two WASFA IDs – 123456789 and 987654321. Student's newest application has 987654321, you would update the Ssn section on the application with 123456789 to the WASFA ID to 987654321

Ssn

Social Security, DACA, or ITIN Number



FAQs from Students and Families



1. Can students update their WASFA emails?
 - a. Yes! We can submit requests to update/change their email (the process can take 2-4 days to complete).
2. A student is locked out of their WASFA account. What should we do?
 - a. Unfortunately, there is not a way for us to unlock accounts. It can take up to 30 minutes for a student's account to unlock.



FAQs from Students and Families



3. Where can student find their EFC (soon to be SAI) after submitting their WASFA?
 - a. The EFC is listed at the top of the *last page* of their downloaded PDF file (signature page)
4. Student is not able to complete an application for the next academic year or make edits to their current application (view mode only).
 - a. The student is most likely logged into their parent's account. Please have them look at the color of their tab. If its red, they are in the parent account.
5. Student is not able to make edits/updates to WASFA (pending parent signature).
 - a. Once an application is pending parent signature, the student will not be able to make any edits from their end until after their parent has signed.



Help for Families



WSAC can provide students and their parent/s with their security answers if they are unable to remember them.

Parents and students can email WSAC at wasfa@wsac.wa.gov, providing WSAC with their WASFA account email address and identifying information.



Reminders

- WASFA runs parallel to the FAFSA.
- To ensure “Equitable Opportunity,” WASFA applicants must be given the same consideration as FAFSA applicants and awarded utilizing the same process.
- WASFA filers are not required to file tax returns.
 - Evaluate the same as you would non-tax filers.
- WASFA applicants to be verified in a similar manner to FAFSA.

At the end of this webinar, a short survey will pop up. Please take a couple of minutes to complete the survey.



Your feedback is so appreciated!



Questions?



Thank you for joining us!

Contact Us at
wcg@wsac.wa.gov