

<b>Title</b>	Roadmap Update	
<b>Staff lead:</b>	Maddy Thompson	Alan Hardcastle
<b>Position</b>	Director of Policy and Government Relations	Director of Research
<b>Email:</b>	<a href="mailto:maddyt@wsac.wa.gov">maddyt@wsac.wa.gov</a>	<a href="mailto:alanh@wsac.wa.gov">alanh@wsac.wa.gov</a>
<b>Phone:</b>	360-753-7635	360-753-7864
<b>Synopsis:</b>	Statute directs WSAC to provide an update to the 2013 Roadmap report every other year. At the meeting in February, the Council provided staff with direction on how to proceed with the development of the Roadmap Update due in 2015 and to focus primarily on assessing progress. At this meeting staff will describe work to date of the the Technical Work Group.	
<b>Guiding questions:</b>	Does the Council have additional guidance related to the work of the Technical Work Group and assessing progress towards meeting education attainment goals?	
<b>Possible council action:</b>	<input checked="" type="checkbox"/> Information Only <input type="checkbox"/> Approve/Adopt <input type="checkbox"/> Other: _____	
<b>Documents and attachments:</b>	<input type="checkbox"/> Brief/Report <input checked="" type="checkbox"/> PowerPoint <input type="checkbox"/> Third-party materials <input type="checkbox"/> Other	

# THE ROADMAP

A Plan to Increase Educational Attainment in Washington

## Developing the Roadmap Update

Maddy Thompson | Alan Hardcastle  
Technical Work Group Meeting, March 30, 2015

# Our Work Today - Agenda

- Introductions
- Review of Roadmap update process and timeline
- Discuss approach and expectations
- Preview potential indicators and metrics
- Input and additional participants
- Next steps

# Statutory Charge to Propose Attainment Goals

Propose to the Governor and the Legislature:

- Goals for increasing educational attainment in Washington, recommend the resources necessary to achieve the goals, and monitor progress towards meeting the goals.
- Improvements and innovations needed to continually adapt the state's educational institutions to evolving education attainment needs.

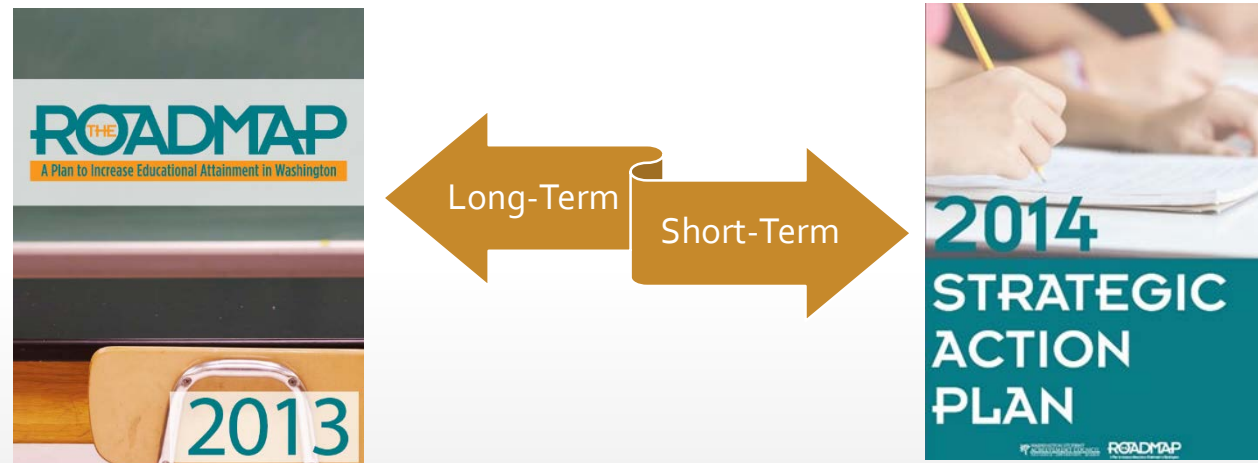
Advocate for higher education and educate the public on the economic, social, and civic benefits of postsecondary education.

Connect the work of K-12 and postsecondary programs, institutions, agencies, and stakeholders.

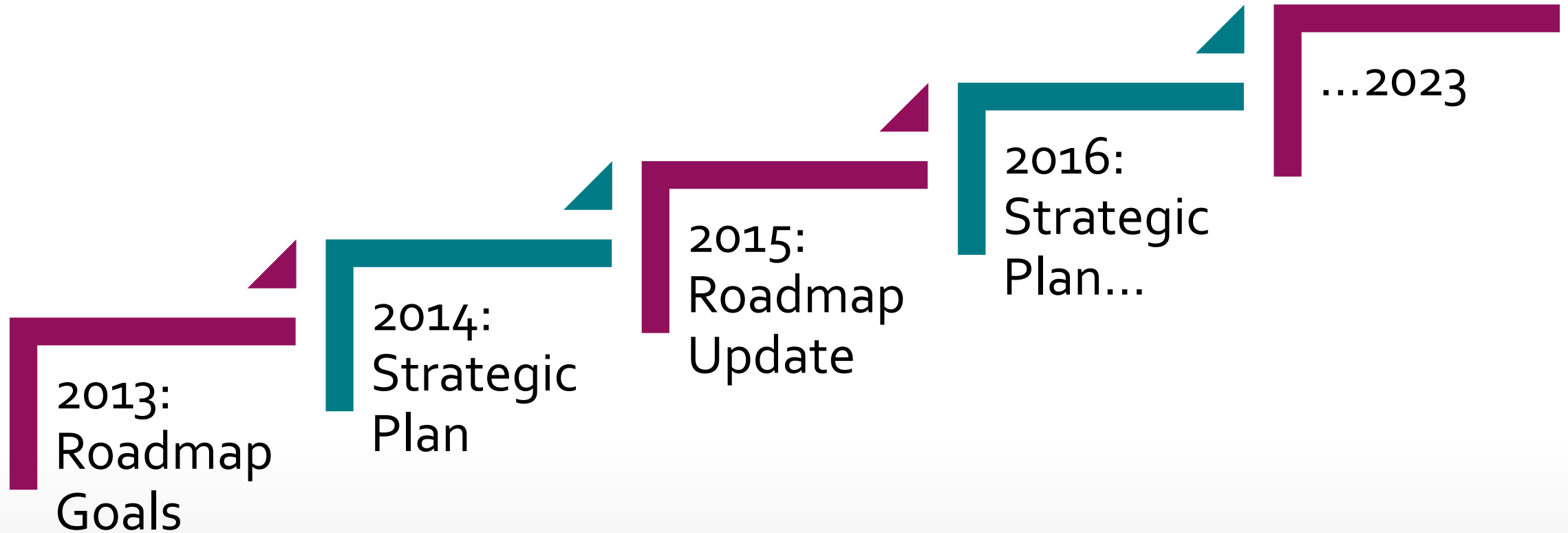
**Take a lead role in facilitating research and analysis related to educational attainment.**

# The Roadmap and the Strategic Action Plan

Aligned with the biennial budget and policy cycles, the Council updates the Roadmap in odd numbered years and creates a short-term strategic action plan in even-numbered years to identify strategies and priorities for meeting the state's attainment goals (RCW 28B.77.020).



# Annual Roadmap and Planning Work



# Proposed Timeline

Council Meeting	Action to Develop Roadmap Update
February 11	Council discusses 2016 Roadmap and provides direction to staff on contents and process
April 8	Staff provide update to Council
June 10	Council assesses legislative direction for any changes to process and contents
August 13	Staff provide update to Council
October 15	Draft Roadmap Update presented to the Council for final input
November 18	Final Roadmap update approved for dissemination

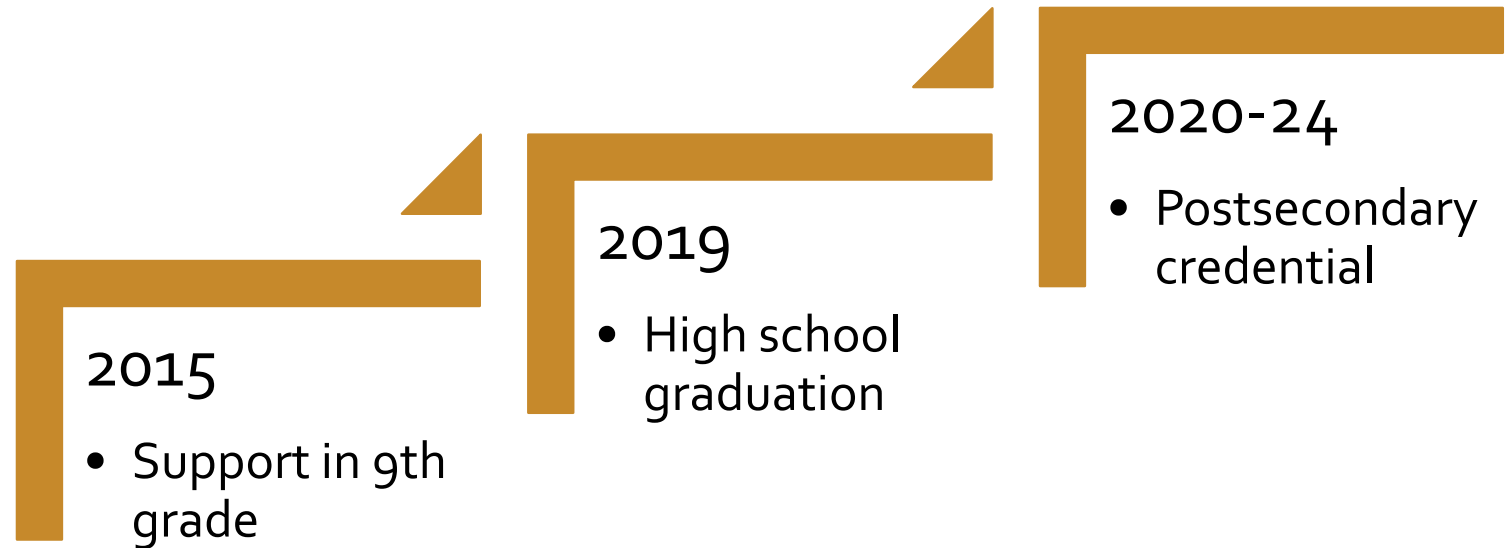
# Attainment goals & traditional students

## By 2023:

All adults ages 25-44 in Washington will have a high school diploma or equivalent.

At least 70% of adults ages 25-44 in Washington will have a postsecondary credential.

## Traditional student attainment trajectory:



Underrepresented Students  
Race/ethnicity, gender, special populations, low-income



# Attainment goals and returning adult students

- Returning adults
- Students/adults who have earned credits but not completed a credential.



**Non-traditional students and populations need to contribute to attainment goals.**

# Roadmap Update – What should be the focus?

- Redevelop goals?
- Measure progress?
- Other?



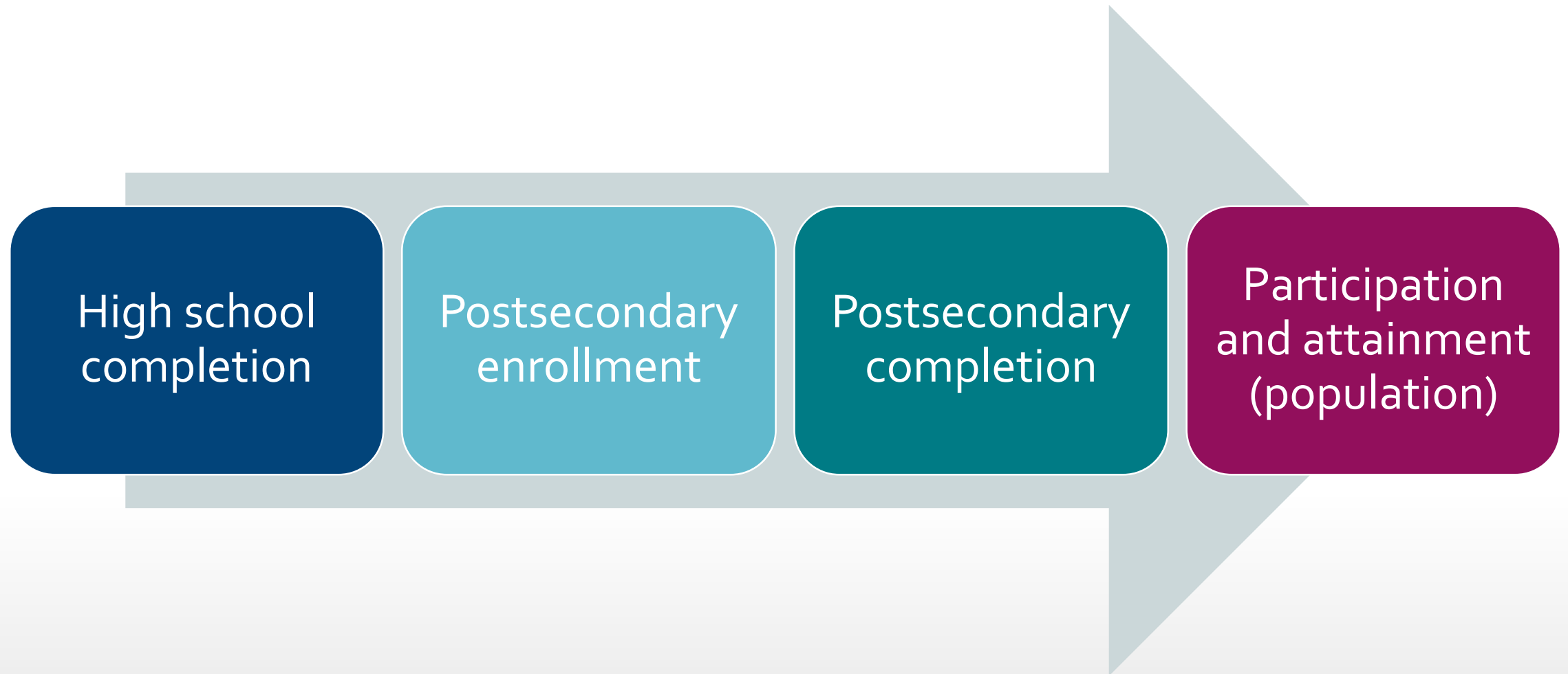
# Council Questions and Answers (February 11)

1. Approach and focus – Does this approach make sense? **Yes, focus on progress metrics. Include or add 'leading indicators' that relate to outcomes on the core measures (HS graduation, PS enrollment and PS completion)**
2. Technical work group – Who should serve on the group to review feasibility, quality, and availability of information? **Start with WSAC Agency Partners**
3. Involvement – How does the Council wish to advise/monitor this work? **Regular updates/discussion at council meetings and committees.**
4. Roadmap progress report – Composition and timeline. **Include metrics but also updates on other Roadmap-related work.**

## For all measures:

- Collect and review readily-available measures (agencies, ERDC, Results WA, etc.).
- Build on the core 2013 Roadmap measures.
- Consult with agency technical experts on feasibility and verification.

# 2013 Roadmap Core Measures



# Background Research on Indicators/Metrics: Major Sources

---

Student Achievement Initiative

---

Complete to Compete

---

Complete College America

---

South King County Roadmap (CCER)

---

Predictors of postsecondary success, American Institute of Research

---

State of College Admissions report (2013)

---

Results WA

---

Adelman, C. The Toolbox Revisited: Paths to Degree Completion From High School Through College. Washington, D.C.: U.S. Department of Education, 2006

# Roadmap Thematic Categories and Demographic Factors

Readiness


Access

Support  
(financial)

Success,  
Persistence

Race/Ethnicity | Gender | Age | Special Programs and Populations | Socioeconomic Status

# Leading Indicators, Core Measures, Progress Metrics



**Leading indicators** are associated with outcomes on core measures.

## Core measures

HS Completion

PS Enrollment

PS Completion

## **Progress metrics**

enable comparisons between years, i.e. diplomas, enrollments or degrees awarded.



# High School Completion: Potential Leading Indicators

## Secondary academic achievement

- GPA (esp. 9<sup>th</sup> grade)
- High school test scores/assessments (esp. Math & English)
- Grade-level progression (esp. 9 to 10<sup>th</sup> grade)

## Behavioral

- Attendance
- Disciplinary behavior, suspensions, expulsions
- Transfers between schools (mobility)

# High School Completion: Progress Metrics

## Graduation Rates

- 4-year, 5-year

## Number of alternate diplomas

- High School Equiv. (HSEs) via state centers and SBCTC

# Postsecondary Enrollments: Primary Sources

## Traditional students

- High school completers
- Underrepresented students
  - Race/Ethnicity
  - Gender
  - Special populations
- Low income

## Adult students

- Current and Returning
- Military, job/career changers, etc.
- Career transition/skill upgrade

# Postsecondary Enrollment: Potential Leading Indicators

## Readiness

- High school test scores, assessments
- SBAC scores (when available)
- Specific course completion
- SAT/ACT statewide exam participation and scores

## Access

- Dual credit participation
- Time between HS graduation and PS enrollment
- Postsecondary acceptance rates

## Financial Support

- FAFSA completion
- Financial aid awards

# Postsecondary Enrollment: Progress Metrics

## Enrollments by level

- Certificates,
- Apprenticeships
- 2yr, 4yr, graduate/professional program)

# Postsecondary Completion: Potential Leading Indicators

## Success, persistence

- Success in pre-college (remedial) education courses
- Success in first-year college courses
- Credit accumulation
- Retention rates (persistence)
- Course completion
- GPA

## Financial Support

- Financial aid awards (CBS/SNG/Pell, others?)
- FAFSA application *renewal* completed, submitted

# Postsecondary Completion: Progress Metrics

## Credentials awarded

- Certificates
- Apprenticeships
- 2yr, 4-yr, grad degrees

## Graduation rates

## Transfer

- 2-yr to 4-yr
- DTA and non-DTA

## Time and credits to degree

# Participation and Attainment: Core Measures

## Participation Progress Metrics

- Postsecondary participation:
  - % of Washingtonians enrolled in a PS program, by level/type
  - Participation rate among those who do not have a credential

## Attainment Progress Metrics

- High school attainment rate (diploma or HSE)
- Postsecondary attainment rate, by level/type



# Our Work Today - Agenda

- ✓ Review of Roadmap update process and timeline
- ✓ Discuss approach and expectations
- ✓ Preview potential indicators and metrics
  - Input and additional participants
  - Next steps